



ACROW-RICHMOND  
THE HIDDEN STRENGTH™  
LA FORCE CACHÉE

## Solutions In Concrete Construction



## GENERAL PRODUCT CATALOGUE

### Other Available Catalogues

- Concrete Forming Systems
- Bridge Deck Forming and Hanging Systems
- Precast Concrete Products
- Concrete Anchoring Systems
- Rock Anchoring and Bolt Systems



## CONCRETE FORMING ..... 6

Forming Systems .....	6
Forming Accessories.....	14
Precast Products .....	23
Concrete Anchoring .....	31
Bridge & Roadwork .....	34

## Chemicals ..... 39

New Construction.....	39
Concrete Restoration .....	47
Clean & Protect .....	55
Primers & Adhesives .....	60

## Joint Materials ..... 66

Expansion Joints & Backer Rod.....	66
Sealants .....	69

## BUILDING ENVELOPE..... 73

Insulation .....	73
Water Management.....	77
Air Management .....	83
Fire Stopping.....	87

## Erosion Control & Drainage. 90

Drainage Systems .....	90
Erosion Control & Geotextiles .....	95

## Decorative Concrete ..... 96

Decorative Chemicals .....	96
Decorative Overlays & Restoration.....	98
Colours, Chips & Flakes .....	99
Textures .....	101
Tools .....	107

## Worksite ..... 111

Covers .....	111
Safety .....	114
Site Management .....	122

## Specialty..... 125

Masonry.....	125
Roofing .....	129
Mechanical .....	131
Tactile Surfaces .....	136

## Fastening & Attachment .... 139

Anchors .....	139
Nails .....	144
Screws .....	146
Nuts, Bolts & Washers .....	148
Tape.....	150

## Tools & Equipment ..... 152

Finishing Tools.....	152
Hand Tools .....	163
Specialty.....	169
General.....	174
Power Tools.....	182
Power Tool Consumables.....	194
Accessories & Parts .....	200

## Manufacturers

3M Canada Company .....	150, 83, 87-88, 114, 150
Aco Systems Limited .....	90-92
Acrow-Richmond .....	6-12,14-28, 31-41, 55-58, 66, 69, 95, 111-112, 115, 123, 125, 144, 148, 163, 174, 194-195
Acudor.....	131-132
Ad Fire Protection.....	88-89
Advanced Building Products Inc.....	125-126
Albion Engineering Company.....	163-165, 200
Allright Ladder Co. ....	175
Anvil American.....	21
Architectural Concrete Chemicals... 41	
Art Mould Plastics Ltd.....	14-15, 19-22
Blok-Lok.....	126-127
BMI.....	175-176
Bn Products-Usa, Llc .....	185
Bosch .....	182-185, 195-196, 200-201
BT Innovation .....	29-30
Butterfield Color .....	96-99, 101, 103-107, 110
Carlisle Coating & Waterproofing ....	129
Casselman Global Enterprises .....	123
Centennial Wire .....	19
Cetco.....	77, 151
Chapin International Inc. ....	169-170, 202
Coleman Cable.....	176
Cosella Dorken Products Inc.....	77-79, 86, 151
Dee Concrete Accessories.....	171
Degil .....	115
Deslauriers, Inc.....	21
Diedrich .....	127
Dow Chemical Canada Ulc .....	73, 75, 83-84, 130, 171
Dynamic Paint Products Inc.....	177
Egde Eyewear .....	120
Emseal.....	67
Environmental Manufacturing Solutions....	57
Erico Products, Inc. ....	132
Garant.....	178-179, 181
H. Paulin .....	149
Heat Seal, Llc .....	185
Husqvarna Construction Products..	186-187, 196
Interstar Materials Inc.....	100
Keson Industries Inc.....	171-172, 175, 202
Kinesik Engineered Products .....	136-138
King Packaging Materials Co. ....	44, 47, 115

Klein Tools Inc .....	165-166, 202-203
Knaack .....	124
Krylon Industrial.....	123
La-Co Industries Inc.....	180
Lafarge Canada Inc. ....	42
Layfield Geosynthetics & Industrial Fabrics	84, 113, 151
Lenton .....	16-17
L.M. Scofield Co.....	97, 100
Makita Canada Inc. ....	187-191, 201
Mapei Inc.....	42, 47-49, 64
Marshalltown Trowel Co.....	127-128, 152-162, 165-167, 178, 192, 203-205
Master Builders Solutions By Basf..	39-40, 50, 56, 64, 72, 80
Metal Forms Corporation .....	12-13,
Midwest Rake Company Llc .....	172-173, 179
Monteferro.....	134-135
Norguard Industries.....	116-118,
Norseman Group Ltd.....	76, 111-112
Nox-Crete.....	57
Olfa .....	167-168, 205
Oztec Industries, Inc. ....	192-193
Permagrip Fastening Systems Inc ..	145
Plasti-Fab Ltd.....	73-74, 76
Prinsco .....	93-94
Probuilt Professional Lighting.....	124
Ram Board .....	113, 151
Rubbermaid.....	122
Sasco Tubes & Roll Forming Inc ....	133-134
Scofield Systems.....	97, 100, 102
Sika Canada Inc. ....	22, 38, 41-45, 50-54, 59, 65, 69-71, 79-80, 82, 113
Sinclair Erie Ltd. ....	181
Soprema.....	80, 84
Target Products .....	54, 128
Tech-Crete Processors Ltd.....	76
Titebond .....	60-63, 71-71
Tree Island Industries Ltd .....	145
Ucan Fastening Products.....	27, 33, 118, 139-143, 146-147, 172
United Abrasives .....	196-199
Voidform .....	76
Watson Gloves .....	119
Winzer.....	59
W.R. Meadows Of Canada.....	41, 44, 56, 59, 65, 68, 70, 80-81, 85, 106-107
Xypex Chemical Corp.....	44-45, 54, 81



## Forming Systems

Concrete forming systems and hardware are used to create a temporary or permanent mold for the concrete to be poured into. Temporary concrete forming is the more common method and can either be project built utilizing timber or use prefabricated modular panels. Timber based forming systems offer a lower initial investment but modular forming systems can offer a lower overall cost if you are commonly forming similar projects, as they can be used on the next project.



### HANDLE LAGNUT

#### ACROW-RICHMOND

AR HANDLE LAGNUTS are made of hex nuts welded to substantial wire loops. Available in 13mm, 20mm, 25mm, and 32mm (1/2", 3/4", 1", and 1-1/4") diameters with a lag thread. The handle eliminates the need for using a wrench and makes installation and stripping fast and simple.



### LAGNUT

#### ACROW-RICHMOND

AR LAGNUTS are manufactured with Lag thread and are designed to work with the AR Tyscru System. Available in 1/2", 3/4", 1", 1-1/4" and 1-1/2".



### WING NUT

#### ACROW-RICHMOND

WING NUTS are manufactured with a lag thread and are used with AR She-Bolts or Taper-Tys. Fabricated in 3/4", 1" and 1- 1/4" thread diameters.



### FLAT SQUARE WASHER

#### ACROW-RICHMOND

AR FLAT SQUARE WASHERS are designed to work with the AR Tyscru System, along with other heavy duty rod forming systems. For best results the washer should be placed so that its length runs parallel to the walers. Available in many sizes and configurations, contact your local branch for more information.



### TAPER-TY

#### ACROW-RICHMOND

The AR TAPER-TY is used where specifications permit the complete removal of the form tie from the concrete wall. Taper-Ty's are available with lag thread and a variety of hardware. Available in many sizes and configurations, contact your local branch or more information.



### TYSCRU

#### ACROW-RICHMOND

The AR TYSCRU is an extra strong, resistance welded Ty designed to take the abuse encountered in medium and heavy concrete construction. An extremely simple Ty, capable of many combinations and uses in the field, it may be used with or without Tycones or combined with Continuous Threaded Lagstud to form an Adjustable Tyscru. Available in thread diameters 1/2"- 1-1/2" with either two or four struts in standard or cone tight configurations. Available in many sizes and configurations, contact your local branch or more information.



### WATERSEAL TYSCRU

#### ACROW-RICHMOND

The AR WATERSEAL TYSCRU has the same capacity as the standard 2- Strut and 4-Strut Tyscru. AR uses a unique manufacturing process to fuse a water stop plastic washer to each wire strut. The plastic washer will break the surface continuity and prevent seepage of water along the struts. Available in a 4 strut configuration, in 1/2" to 1-1/2" thread diameters, with either a standard or cone-tight end. Available in many sizes and configurations, contact your local branch or more information.



### SHE BOLT

#### ACROW-RICHMOND

The AR SHE BOLT assemblies are high strength, adaptable units suitable for medium and heavy concrete construction. Manufactured with external lag threads, they provide a positive system for use with gang forms or steel forms. The inside threading is manufactured with either National Coarse (NC) thread or Lag thread. Available in many sizes and configurations, contact your local branch or more information.



### LAGSTUD BOLT

#### ACROW-RICHMOND

AR LAGSTUD BOLTS are threaded for the coil of an AR TYSCRU or insert. Available in 1/2", 3/4", 1" and 1-1/4" (13 mm, 20 mm, 25 mm and 32 mm) diameters and lengths as required in 2" (50 mm) increments. All LAGSTUD BOLTS have a hexagon nut welded to it as an integral head. Available in many sizes, contact your local branch or more information.



**LAGSTUD**

**ACROW-RICHMOND**

The AR CONTINUOUS THREADED LAGSTUD is perhaps the most versatile of all the members of the AR Tyscru family. This versatile product can be used in combination with the complete line of Tyscru products. CONTINUOUS THREADED LAGSTUD is available in both mild steel and high tensile. Field cutting may be accomplished with bolt cutters or carborundum blades. The LAGSTUD is particularly adaptable in combination with Tyscrus to make adjustable Tys, embedded in concrete or rock as an adjustable anchorage for the Tyscru, or in combination with Handle Lagnuts as an emergency lagstud bolt. Available in many sizes, contact your local branch or more information.



**SNAP-TY - PLASTIC CONE**

**ACROW-RICHMOND**

The AR PLASTIC CONE SNAP-TY is equipped with a Plastic Cone Spreader providing for a 25 mm (1") set back manufactured for specified wall thicknesses up to 6 meters. The plastic cone reduces the likelihood of concrete paste seepage and protects the break back. The estimated break back is approximately 22 mm (7/8"). Snap-ty's are available with either Short 4-1/4" (120mm) ends or Long 8-1/4" (210mm) ends for single or double waler applications. Available in many sizes, contact your local branch or more information.



**SNAP-TY - PLASTIC WASHER**

**ACROW-RICHMOND**

The AR PLASTIC WASHER SNAP-TY and HEAVY DUTY PLASTIC WASHER SNAP-TY are equipped with a plastic washer, provide for a 3 mm to 5 mm (1/8" to 3/16") break back less than the Plastic Washer Thickness and are manufactured for specified wall thicknesses. The Hex Head allows the Ty end to be broken back prior to removal of the forms, allowing for ease of stripping. Snap-ty's are available with either Short 4-1/4" (120mm) ends or Long 8-1/4" (210mm) ends for single or double waler applications. Available in many sizes or with a stainless steel washer, contact your local branch or more information.



**SPACE-TY**

**ACROW-RICHMOND**

The SPACE-TY is furnished with a plastic rebar locating device to facilitate the proper placement of reinforcing rebar. The locating devices are securely molded to the Ty, effectively breaking the wire surface continuity, reducing the risk of water seepage. Accepts and locks in place 10M, 15M or 20M (#4, #5 and #6) rebar. Available in many sizes, contact your local branch for more information.



**SNAP-TY/SPACE-TY WRENCH**

**ACROW-RICHMOND**

The tubular construction of the AR SNAP-TY/ SPACE-TY WRENCH is designed to fit securely on the hex head of the Ty to facilitate the break back and removal of the Ty ends. Place the wrench on the hex head, and rotate it using a cranking motion to break the Ty back within the concrete wall.



**PRESSED STEEL WEDGE**

**ACROW-RICHMOND**

The AR PRESSED STEEL SNAPTY WEDGE is an economical wedge designed to slip over the head of a standard or heavy-duty Snapty to safely secure the waler system in place.



**TYPE H TY-WEDGE**

**ACROW-RICHMOND**

The AR TYPE H TY-WEDGES are manufactured from a malleable cast iron material to slip over the head of a standard or heavy-duty snapty. The TY-WEDGE provides for a long term durability, performance and bearing area to ensure proper load distribution on to the waler system.



**EURO ROD**

**ACROW-RICHMOND**


The EURO ROD forming system is designed to meet the higher load capacities demanded by European forming standards. The system from Acrow-Richmond comes complete with all required accessories. Available in 5/8" Euro Rod. 7/8" available by special order.



**EURO ROD SINGLE WING NUT**

**ACROW-RICHMOND**

The SINGLE WING NUT is designed to accept the Euro Rod forming system. Overall Size: 90mm x 60mm - Safe Working Load: 21,900lbs. Available for 5/8" Euro Rod. 7/8" available by special order.



**EURO ROD WING NUT**

**ACROW-RICHMOND**

Designed to work with the Euro Rod forming system. The WING NUT effectively tightens the form without the need for tools. Washer Diameter: 100mm - Safe Working Load: 21,900lbs. Available for 5/8" Euro Rod. 7/8" available by special order.



**EURO ROD COMBO PLATE**

**ACROW-RICHMOND**


The EURO ROD COMBO PLATE is a combined wing nut and plate washer to expedite fastening. Features a washer size of 120mm x 120mm - Safe Working Load: 21,900lbs. Available for 5/8" Euro Rod. 7/8" available by special order.



**EURO ROD DISTANCE OR SET BACK CONES**

**ACROW-RICHMOND**

DISTANCE CONES are designed to engage the end of plastic pipe to create a smooth finish once forms are stripped. Available for either distance tube or schedule 40 pipe.



## FORMING SYSTEMS & ACCESSORIES

Acrow Richmond specializes in manufacturing hardware and accessories for the concrete construction industry. With our in-house engineering departments and over 100,000 square feet dedicated to manufacturing, we produce high quality Canadian made products.

**We manufacture a full line of concrete forming hardware products for a wide range of forming systems**

In addition to a full line of traditional configurations and sizes, we offer custom fabrication services to meet the most demanding specifications or creative designs. Our team of experts can work with your project drawings to provide cost effective solutions that meet your load demands.

Acrow-Richmond strives to be your first and only call for all of your construction needs.

1-888-777-9272

For catalogue updates go to [www.acrowrichmond.com](http://www.acrowrichmond.com)



### EURO ROD FLANGE NUT

**ACROW-RICHMOND**

The EURO ROD FLANGE NUT is designed to work with the Euro Rod forming system. Length: 35mm - Safe Working Load: 21,900lbs. Available for 5/8" Euro Rod. 7/8" available by special order.



### EURO ROD HEX COUPLING

**ACROW-RICHMOND**

The LARGE HEX COUPLING is designed for use with the Euro Rod forming system to join two lengths of Euro Rod effectively. Thread Diameter: 5/8" - Length: 50mm and 100MM- Safe Working Load : 21,900lbs. Available for 5/8" Euro Rod. 7/8" available by special order.



### FORMSTAY

**ACROW-RICHMOND**

AR Expanded Metal Form is designed to be used as a forming alternative where a smooth finish is not required. The expanded mesh effectively retains the concrete in the form, allowing for minimal seepage. The mesh remains embedded in the concrete, so no form stripping is required.



### PENCIL ROD

**ACROW-RICHMOND**

The AR PENCIL ROD SYSTEM is an economical forming system, used mainly for battered walls and foundations where the use of the AR Snap-ty is not feasible. For use with the AR Rod Clamp and AR Tightening Wrench. Use where a clean breakback is not necessary.



### PENCIL ROD TIGHTENING WRENCH

**ACROW-RICHMOND**

The AR TIGHTENING WRENCH is placed over a smooth or deformed rod behind a rod clamp and is used to draw the assembly tight, allowing the clamp to be properly tightened. The TIGHTENING WRENCH is available in 1/4", 3/8" and 1/2" sizes.



### PENCIL ROD CLAMP

**ACROW-RICHMOND**

The Pencil Rod Clamp is designed for use with AR Pencil rod. The rod is inserted through the clamp and the clamp is then tightened on the rod, creating a secure system. The AR Pencil Rod System is an economical forming system, used mainly for battered walls and foundations where the use of the AR Snap-ty is not feasible. Available in 3/8" and 1/4".



**QUICK STRIP TIES**

**ACROW-RICHMOND**

The AR QUICK STRIP TY SYSTEM is designed to provide a true, smooth wall for light forming applications. The AR QUICK STRIP TYS are designed to be simply inserted through pre-manufactured slots in 20 mm (3/4") plywood form panels. They are secured in place by using a waler bar, which allows for quick form erection as well as efficient form stripping operations. Available in many sizes, contact your local branch for more information.



**RESIDENTIAL TY**

**ACROW-RICHMOND**

The AR RESIDENTIAL TY (commonly referred to as a panel form tie) is designed for modular forming systems utilizing 1-1/8" plywood. Crimped wires are designed to be secured in place by clips on the outside of the form and then are snapped off after the stripping of the forms using a break off tool. Available from 6" and up. Contact your local branch for more information.



**X-FLAT TY**

**ACROW-RICHMOND**

The ACROW-RICHMOND X-FLAT TY is designed to be used with modular form systems. Used in conjunction with a wedge bolt, it creates a secure form tie. The ACROW-RICHMOND X-FLAT TY comes with a standard 1/4" set back. Available in many sizes, contact your local branch for more information.



**STRAIGHT POLY METAFORMS**

**METAL FORMS CORPORATION**

High Density Polyethylene plastic, that is superior to lumber. Easy to wash off and extremely reusable. The forms are stackable using the stackable pockets. Reduces labor costs of concrete forming. The straight forms are great for long stretches of straight flatwork. Available in 4" and 6".



**FLEX POLY META FORMS**

**METAL FORMS CORPORATION**

High Density Polyethylene plastic, that is superior to lumber. Easy to wash off and extremely reusable. The forms are stackable using the stackable pockets. Reduces labor costs of concrete forming. The flex forms are great for creating curves and bends in flatwork. Available in 4" and 6".



**SLIDE STAKE POCKET- BUCKET**

**METAL FORMS CORPORATION**

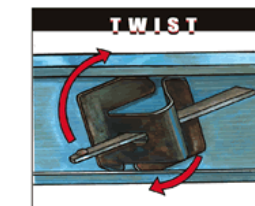
Material: Special Analysis Steel/Anchors form to grade/securely locks to 3/4" or 7/8" diameter stakes/Quick vertical adjustment/Reinforces form joint/Convenient connection to wood with pre-drilled nail holes.



**STACKING STAKE POCKET**

**METAL FORMS CORPORATION**

These stacking plates are designed to work with the Poly Meta form system to create an 8", 10" or 12" high form. Use with a combination of 4" or 6" forms to create the different heights. Designed with a built-in stake pocket and locking pin.



**TWIST STAKE POCKET-BUCKET**

**METAL FORMS CORPORATION**

Twist pocket material: special analysis steel/anchors form to grade/securely locks 3/4" or 7/8" diameter stakes/quick vertical adjustment/allows you to insert the pocket at any location along the form.

**PROUDLY DISTRIBUTING THESE PREMIUM LINES OF FORMING PRODUCTS**





## Forming Accessories

National Concrete Accessories has a full line of reinforcing products like rebar, rebar supports, form savers, wire ties and concrete wire mesh for effective concrete reinforcement on projects ranging from small patios to high rises. To keep the project moving along quickly, National Concrete Accessories offers innovative products and a full line of accessories to make sure the formwork can be set in place and removed efficiently. To ensure teardown goes smoothly and the final product looks fantastic, National Concrete Accessories carries our own line of premium form release oils.



### CONTINUOUS HIGH CHAIR

**ACROW-RICHMOND**

CONTINUOUS HIGH CHAIRS provide support for reinforcing bar and helps to maintain proper placement of the steel within the slab eliminating carrier bars required with individual supports. Fabricated with plastic dipped legs (PD). Supplied to order in heights from 3" to 12" (75 mm to 300 mm) in 1/4" (5 mm) increments in 5' (1525 mm) lengths with legs spaced at 6" (150 mm) o.c.



### SLAB BOLSTER

**ACROW-RICHMOND**


Used for supporting reinforcing bar and helps to maintain proper placement of the steel within the slab. Corrugations spaced 1" (25mm) on centers serve as guides for spacing bars. Legs are spaced 5" (127 mm) on center. Stocked in 3/4", 1", 1-1/2" and 2" (20, 25, 38 and 50 mm) heights and in 5' (1525 mm) lengths.



### LINDEN CHAIRS

**ART MOULD PLASTICS LTD**

ART MOULD'S ALL PLASTIC LINDEN CHAIRS are used in slabs for supporting all types of reinforcing steel. Excellent for supporting rebar where ever a corrosion free support is required. The high sizes have an arch design for straddling lower mats of rebar. The chair is made of High Impact material and its design gives it the strength of steel. ART MOULD'S LINDEN CHAIRS are strong yet light in weight and packaged in UV protected poly bags for convenience of carrying around job sites. LINDEN CHAIR SAND PLATES also available and packaged separately. Available in 1" to 10" in 1/4" increments.



### BEAM BOLSTER

**ART MOULD PLASTICS LTD**

ART MOULD'S HEAVY DUTY BEAM BOLSTERS are designed for supporting extreme weight loads for lower slab steel from slab form. The supporting crossbar is made from high strength plastic coated steel, and can be bent to create any shape. Corrugations spaced 1" on center serve as guides for spacing bars, and legs are 2 1/2" on center. The unique plastic arch design maximizes strength between legs and is corrosion-free and lightweight for handling. Available in 3/4" to 7" heights.



### PLASTIC SLAB BOLSTER

**ART MOULD PLASTICS LTD**

Available boxed or pre-snapped in 5ft lengths and bundled. ART MOULD'S PLASTIC SLAB BOLSTERS are designed to be used where a need for a non-corrosive option for rod support is required. Rugged and flexible, these bolsters can be used even in extreme temperatures without snapping. Available in 3/4" to 3" heights.



### WAGON WHEELS

**ART MOULD PLASTICS LTD**

ART MOULD'S WAGON WHEELS are designed to snap onto either 10M or 15M rebar. Non-corrosive, and made of durable plastic. Available in multiple diameters for multiple applications.



### REBAR X-CHAIR

**ACROW-RICHMOND**

The ACROW-RICHMOND X-CHAIR is designed to support reinforcing rebar. It is made of a strong and durable plastic and is able to keep its shape even in the harsh Canadian climate. These chairs feature round ribs on each side of the legs for easy and quick placement. X-Chairs are available in 1/2", 3/4", 1" and 1-1/2" sizes.



### CRADLE HEAD

**ACROW-RICHMOND**

CRADE HEADS are designed to hold the screeding pipe steady during the screeding process. Custom manufactured in a variety of thread diameters and heights to accommodate multiple applications. Contact your local branch for more information.



### SCREED BASE

**ACROW-RICHMOND**

Designed to accept the cradle head to facilitate easy and secure screeding of the slab. Available in multiple sizes and configurations to suit any slab condition. Contact your local branch for more information.



**FORMSAVER - FEMALE END**

**ACROW-RICHMOND**

AR FORMSAVER dowel bar assemblies provide continuity and structural integrity to reinforced concrete construction in segmental pour applications. The Formsaver is designed with our unique tapered thread system, factory installed thread protectors, and durable mounting plates for easy attachment to forms. The taper threaded design, like the complete family of couplers, provides load path continuity in tension, compression and stress reversal applications. Formsaver mechanical splices provide superior performance well beyond the yield strength of the reinforcing bar Available in straight or bent configurations, contact your local branch for more information.



**FORMSAVER - MALE END**

**ACROW-RICHMOND**


AR FORMSAVER dowel bar assemblies provide continuity and structural integrity to reinforced concrete construction in segmental pour applications. The Formsaver is designed with our unique tapered thread system, factory installed thread protectors, and durable mounting plates for easy attachment to forms. The taper threaded design, like the complete family of couplers, provides load path continuity in tension, compression and stress reversal applications. Formsaver mechanical splices provide superior performance well beyond the yield strength of the reinforcing bar. Available in straight or bent configurations, contact your local branch for more information.



**FORMSAVER COUPLER**

**LENTON**

AR FORMSAVER dowel bar assemblies provide continuity and structural integrity to reinforced concrete construction in segmental pour applications. The Formsaver is designed with our unique tapered thread system, factory installed thread protectors, and durable mounting plates for easy attachment to forms. The taper threaded design, like the complete family of couplers, provides load path continuity in tension, compression and stress reversal applications. Formsaver mechanical splices provide superior performance well beyond the yield strength of the reinforcing bar.



**LENTON STANDARD COUPLER**

**ERICO PRODUCTS, INC.**

LENTON STANDARD COUPLERS are designed to splice the same diameter bars where at least one bar is free to be rotated and is not restricted in its axial direction. The couplers are machined to have taper threads at both ends, creating a mechanical butt splice of two sections of reinforcing steel. Typical applications include column bar splicing (shearwalls, corewalls), beam bar splicing, future extension and segmental pours.



**LENTON LOCK REBAR SPLICING SYSTEM**

**ERICO PRODUCTS, INC.**

LENTON LOCK is an in-situ reinforcing steel bar splice that requires no bar end preparation. It is ideal for new construction, repair or retrofit applications. LENTON LOCK features gripping technology that provides for the development of full reinforcing bar (rebar) strength and improved overall structural integrity in tension, compression, stress-reversal and dynamic applications. LENTON LOCK is designed for use in column splicing, bridge applications, piling, splicing to protruding dowels cast in concrete, closure pours, beams, and other demanding splicing applications. Available in a variety of sizes, contact your local branch for more information.

**LENTON**  
**REINFORCING STEEL CONNECTORS**

Millions of LENTON reinforcing steel connectors have been used in the most demanding projects worldwide. As a pioneer in the construction industry, LENTON products are world renowned for Quality, Reliability and Performance. And, LENTON products meet or exceed worldwide code compliance requirements.

**LENTON – the brand to trust.**




**LENTON provides confidence in reinforcing steel connections.**



[www.erico.com](http://www.erico.com)

Pentair, CADDY, CADWELD, CRITEC, ERICO, ERIFLEX, ERITECH, and LENTON are owned by Pentair or its global affiliates. All other trademarks are the property of their respective owners. Pentair reserves the right to change specifications without prior notice.  
© 2015 Pentair.







### L TYPE ANCHOR BOLT

**ACROW-RICHMOND**

The AR L-TYPE Anchor Bolts are used to attach a plate member to concrete or masonry foundations. They can also be used as a general anchoring device for lightweight applications. Each anchor bolt comes complete with a nut and washer. Available in multiple sizes, in plain steel, H.D.G. or plated finishes.



### PIGTAIL ANCHOR BOLT

**ACROW-RICHMOND**

The AR PIGTAIL ANCHOR BOLTS are used to attach a plate member to concrete or masonry foundations. They can also be used as a general anchoring device for lightweight applications. Each anchor bolt comes complete with a nut and washer. Available in multiple sizes, in plain steel, H.D.G. or plated finishes.



### BATTER WASHER

**ACROW-RICHMOND**

BATTER WASHERS are designed to hold a lagstud at any angle up to 45° without need for wedging. Nail holes are provided for attaching the washers to the walers or strongbacks. Multiple lumber grips on the underside prevent slippage when the washers are not nailed. Available for all lagstud sizes.



### PLASTIC COIL SETTING PLUG

**ACROW-RICHMOND**

The AR PLASTIC COIL SETTING PLUG is available from 13mm to 32mm (1/2"-1-1/4") diameters for the AR Tyscru Forming System. The plastic setting plugs are easy to fasten to the inside face of the form ply using the pre-drilled pail holes. Once secured, the AR Tyscru can be threaded in place.



### SNAP-TY PLUG

**ACROW-RICHMOND**

SNAP-TY PLUGS are designed to provide an economical means of sealing Snap-Ty Cone holes, eliminating the need for grouting. The Plastic SNAP-TY PLUG provides an architectural design in concrete walls and should be installed with a commercial grade adhesive material. Available in a standard grey colour. Other colours are available by special order based on minimum quantities.



### DISTANCE TUBE FOR EURO ROD

**ACROW-RICHMOND**

The DISTANCE TUBE for euro rod is designed to protect the rod from concrete cover during the pour. Once form is stripped, the tube remains in the wall. Inside diameter: 5/8" Length: 2m.



### PVC TUBING

**ACROW-RICHMOND**

PVC TUBING provides a channel to protect the forming rod during pouring of concrete. The tubing stays in place after the forms are removed, and the rod can be extracted and re-used if desired by applying form release or oil before the pour. Available in 1/2" x 60" and 3/4" x 60".



### WIRE MESH

**ACROW-RICHMOND**

Wire reinforcement or wire fabric is an efficient, economical and viable option for concrete reinforcement. Available in rolls or sheets in 6, 9 or 10 gauge. Contact your local branch for available sizes.



### TIE WIRE

**ACROW-RICHMOND**

The AR TIE WIRE is a fully annealed wire for use in general construction. It is packaged in rolls designed to fit in standard reels. Available in premium 16 gauge, standard 16.5 gauge or in PVC coated.



### WIRE LOOP BAR TIES

**ACROW-RICHMOND**

WIRE LOOP BAR TIES are available in multiple lengths to suit any tying application. Made to tie multiple pieces of rebar, rod or wire mesh securely together before concrete is poured. Helps to maintain placement of the reinforcement, increasing the slab strength integrity.



### ROD SPACERS

**ART MOULD PLASTICS LTD**

Rod Spacers are designed to clip on to reinforcing rod to maintain proper placement.




### PVC COATED WIRE LOOP TIE

**CENTENNIAL WIRE**

A dead-soft annealed core, surrounded by a 7 mil thickness of Poly Vinyl Chloride. Used for tying epoxy-coated rebar, bundling, fertilizer or chemical bags and anytime you need cushioned wire with added protection against corrosion, salt or abrasives. Available in 5" to 9" in 16 gauge in bundles of 2500 or 5000.

# ART MOULD PLASTICS LTD.

Supporting the reinforcing concrete industry since 1966.



Art Mould Plastics has supported the reinforcing concrete industry since its beginning in 1966 with our broad line of rebar supports. We have what is needed for buildings, bridges, roads, parking garages or whatever you are constructing. Our rebar supports include, plastic individual chairs, continuous plastic bolsters, continuous high chairs, circular chairs for walls and columns as well as chairs for the precast industry. Whether you are working with cast in place, precast or tilt up, we have a full line-up of products to suit your needs. We pride ourselves in designing solutions for the reinforcing concrete industry. Art Mould Plastics can also supply custom products that will support any difficult rebar situations encountered in today's ever changing world.



**ART MOULD PLASTICS LTD.**

[www.artmould.ca](http://www.artmould.ca)



## STANDARD DOWNWARD LINE ROD

**ANVIL AMERICAN**

The standard downward bend rod is made of cold drawn steel, and is corrosion resistant. Designed with an angle entry slot to hold the string line securely.



## CURB FORM STRING LINE 1000 FT

**ANVIL AMERICAN**

Designed to work with the Anvil curb form system. Creates a continuous line to facilitate proper placement of the forms. Available in white and yellow.



## STRINGLINE CLAMP / CURB FORM BLOCK C/W 2 BOLTS SL121

**ANVIL AMERICAN**

Independent clamping Corrosion resistant (2) SL132 bolts included Sold in boxes of 50 clamps (100 bolts).



## STRINGLINE CLAMP INSTAJUST

**ANVIL AMERICAN**

"The Original" - no bolts or wrenches required Heat-treated steel Corrosion resistant Sold in boxes of 50.



## SHIMS

**ART MOULD PLASTICS LTD**

Available in 3MM, 5MM, 7MM, 10MM thickness.



## ECON-O-SHIMS

**DESLAURIERS, INC.**

Economical with a wide variety of colour coded thicknesses. Provide excellent compressive strength. ECON-O-SHIMS are unaffected by microorganisms and alkalis, ground chemicals and liquids. ECON-O-SHIMS will not rust, rot, stain or leech. Available in N#18, N#24, N#26, N#28.



## REBAR

**ACROW-RICHMOND**

REBAR is a steel bar or mesh of steel wires used as a tension device in reinforced concrete and reinforced masonry structures to strengthen and hold the concrete in tension. Rebar's surface is often patterned to form a better bond with the concrete. Available in a variety of rod diameters and lengths. Contact your local branch for more information.



**ROUND SMOOTH DOWEL**

**ACROW-RICHMOND**

ROUND DOWELS provide positive load transfer across the joints. Smooth bars allow movement in the joint due to shrinkage and temperate changes. Available in multiple diameters and lengths. Special orders available, contact your local branch for more information.



**SPEED DOWEL SYSTEM**

**SIKA CANADA INC.**

SIKA SPEED DOWEL is a patented two-component system that is far superior to traditional slip dowel methods for aligning and installing round or square dowels in construction joints. The Sleeves are designed to tap onto the bases at time of forming. Available in a variety of sizes, contact your local branch for more information.



**PVC CHAMFER - WITH TAIL - 3/4" X 10'**

**SIKA CANADA INC.**

PVC CHAMFER STRIPS create durable outside corners on concrete columns, beams or walls. CHAMFER STRIPS prevent leakage and eliminate the need for rubbing or stoning. CHAMFERS with tails include a recessed nail or staple slot for secure anchoring to the formwork. All PVC CHAMFER STRIPS are reusable.



**FORM SPREADER**

**ART MOULD PLASTICS LTD.**

Art Mould's Plastic Form Spreaders eliminate the need of cutting and placing wood strips, and reduces patching and grouting needs. The Form Spreaders are corrosion free and reduce water penetration.

**FULL LINE DISTRIBUTOR OF THESE QUALITY BRANDS**



**ART MOULD PLASTICS LTD.**



**ACROW-RICHMOND**  
THE HIDDEN STRENGTH™  
LA FORCE CACHÉE



**Precast Products**

Precast concrete products are found along highways, in parking lots, and also make up our sewer systems. It is important that the items are transported and installed correctly to maintain the integrity of these products. Precast concrete products are made in custom precast molds that are reusable and then transported to the construction site by precast concrete companies. The mold design is similar to reusable modular forming but because they are cast in a plant rather than the site, there are many unique products related to transportation and installation of these items. Precast concrete manufactures require different lifting and connection devices depending on the intended use and size of the precast piece.



**EC-2 INSERT**

**ACROW-RICHMOND**

The AR TYPE EC-2 COIL INSERTS are prefabricated from a special design which distributes the the bolt stresses into the concrete for greater strength. They are furnished with coils to engage AR Lagstud rod or bolts, and can be supplied with a washer (Type EC-2W) for easy attachment to the form. Available in plain, hot dipped galvanized, or plated finishes. Available in coil sizes to engage 1/2" to 1" Lagstud.



**EC-4 INSERT**

**ACROW-RICHMOND**

The AR TYPE EC-4 COIL INSERTS are prefabricated from a special design which distributes the the bolt stresses into the concrete for greater strength. They are furnished with coils to engage AR Lagstud rod or bolts, and can be supplied with a washer (Type EC-4W) for easy attachment to the form. Available in plain, hot dipped galvanized, or plated finishes. Available in coil sizes to engage 3/4" to 1-1/2" Lagstud.



**LP-2 INSERT**

**ACROW-RICHMOND**

The AR LP-2 LIFTING INSERTS are designed to be used in thin flat slabs where a high strength insert is not required. They are manufactured with coils to engage the AR Lagstud rods or bolts. Available in coil sizes to engage 1/2" to 1" Lagstud. Can be supplied in plain, plated or H.D.G finishes.



**LP-4 INSERT**

**ACROW-RICHMOND**

The AR LP-4 LIFTING INSERTS are designed to be used in thin flat slabs where a high strength insert is not required. They are manufactured with coils to engage the AR Lagstud rods or bolts. Available in 1/2", 3/4", 1", 1-1/4" or 1-1/2" in plain, H.D.G. or plated finishes.



**TYPE L COIL INSERT**

**ACROW-RICHMOND**

The AR TYPE L COIL INSERTS are prefabricated from a special design which distributes the the bolt stresses into the concrete for greater strength than any previously known device. They are furnished with coils to engage AR Lagstud rod or bolts, and can be supplied with a washer (Type LW) for easy attachment to the form. Available in 1/2", 3/4". Can be supplied in plain, plated or H.D.G finishes.



**ECF-2 INSERT**

**ACROW-RICHMOND**

The AR TYPE ECF-2 FERRULE INSERTS are prefabricated from a special design which distributes the the bolt stresses into the concrete for greater strength. They are furnished with machine thread to engage AR National Coarse Threaded Rod, and can be supplied with a washer (Type ECF-2W) for easy attachment to the form. Can be supplied in plain, hot dipped galvanised, or plated finish. Available to engage 3/4" to 1" NC threaded rod.



**ECF-4 INSERT**

**ACROW-RICHMOND**

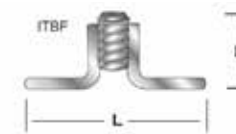
The AR TYPE ECF-4 FERRULE INSERTS are prefabricated from a special design which distributes the the bolt stresses into the concrete for greater strength. They are furnished with machine thread to engage AR National Coarse Threaded Rod, and can be supplied with a washer (Type ECF-4W- pictured) for easy attachment to the form. Can be supplied in plain, hot dipped galvanised, or plated finish. Available to engage 1" or 1-1/4" NC threaded rod. Also available in a 6 strut version - ECF-6, contact your local branch for more information.



**IPF INSERT**

**ACROW-RICHMOND**

The AR PLAIN FERRULE INSERT (IPF) is an economical steel insert designed to take imperial thread studs or bolts. This insert is also available with an attached washer for easy fastening to the form. Available in plain or plated (PLT) in 1/2" to 1-1/2" thread diameters.



**ITBF INSERT**

**ACROW-RICHMOND**

The AR THIN SLAB BENT FERRULE INSERT (ITBF) is designed to develop better working loads in very thin slab. They are deisgned to take machine thread studs or bolts and can be set with a plastic setting plug. They are availabe with (ITBFW) or without a washer (ITBF) and come in plain, hot dipped galvanized, or plated finishes. Available in 1/2", 3/4", 3/8", 5/8" and 1".



**ITSF INSERT**

**ACROW-RICHMOND**

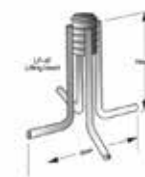
The AR THIN SLAB FERRULE INSERT (ITSF) is designed to develop better working loads in very thin slab. They are deisgned to take machine thread studs or bolts and can be set with a plastic setting plug. They are availabe with (ITSFW) or without a washer (ITSF) and come in plain, hot dipped galvanized, or plated finishes. Available in 1/2", 3/8" and 5/8".



**LP-2F INSERT**

**ACROW-RICHMOND**

The AR LP-2F LIFTING INSERTS are designed to be used in thin flat slabs where a high strength insert is not required. They are manufactured with a machine thread to engage the AR National Coarse Threaded Rod. Available to engage 1/2" to 3/4" NC threaded rod. Can be supplied in plain, plated or H.D.G finishes.



**LP-4F INSERT**

**ACROW-RICHMOND**

The AR LP-4F LIFTING INSERTS are designed to be used in thin flat slabs where a high strength insert is not required. They are manufactured with a machine thread to engage the AR National Coarse Threaded. Available to engage 3/4" to 1-1/4" NC threaded rod. Can be supplied in plain, plated or H.D.G finishes.



**SLF INSERT**

**ACROW-RICHMOND**

The AR SINGLE LOOP FERRULE (SLF) type insert is especially suited for anchoring heating and air conditioning units and sprinkler systems. This anchor can be furnished with (SLFW) or without a washer base (SLF) for nailing or of fixing the unit to the form. This can be supplied in plain, plated, hot dipped gavanized, or stainless steel. Available in 1/2", 3/4", 3/8", 5/8", 7/8" and 1" Can be supplied in plain, plated or H.D.G finishes.



# PRECAST PRODUCTS

Acrow Richmond specializes in manufacturing hardware and accessories for the concrete construction industry. With our in-house engineering departments and over 100,000 square feet dedicated to manufacturing, we produce high quality Canadian made products.

## Precast products for forming, lifting and connecting

In addition to a full line of traditional configurations and sizes, we offer custom fabrication services to meet the most demanding specifications or creative designs. Our team of experts can work with your project drawings to provide cost effective solutions that meet your load demands. Acrow-Richmond strives to be your first and only call for all of your construction needs.

1-888-777-9272

For catalogue updates go to [www.acrowrichmond.com](http://www.acrowrichmond.com)



### LF INSERT

#### ACROW-RICHMOND

The AR TYPE LF FERRULE INSERTS are prefabricated from a special design which distributes the the bolt stresses into the concrete for greater strength. They are furnished with machine thread to engage AR National Coarse Threaded Rod, and can be supplied with a washer (Type LFW) for easy attachment to the form. Can be supplied in plain, hot dipped galvanized, or plated finish. Available in 3/8", 1/2", 3/4", 5/8" and 1" thread diameters in plain, H.D.G., or plated finishes.



### RT-134 INSERT

#### ACROW-RICHMOND

The AR THRU-INSERT is designed to allow for bolt adjustments to cope with field tolerance. It is available with or without a washer, in either plain or plated finishes.



### PRECAST ZAMAC INSERT

#### UCAN FASTENING PRODUCTS

The UCAN Cast-in Place Zamac Insert is designed for preplanned fastening in concrete. The insert provides rustproof threaded metal holes in precast, pre-stressed or poured-inplace concrete. It is die cast of a zinc alloy (ZAMAC 5), which provides excellent resistance to atmospheric conditions and will not mar or stain finished installations. Install with bolts through holes in steel forms or by means of reusable concrete insert plugs on wood forms. Available in 5/8X1-11/16", 1-1/2" x 1/4-20", 1/2X1-1/2", 1/2X2-7/8", 3/8-16X1", 3/8X1-3/8", 5/8X1-11/16" OT and 5/8X2-7/8".



### QUICK PIN

#### ACROW-RICHMOND


The ACROW-RICHMOND QUICK PIN ANCHORS are hot forged from ASTM A572-15 Grade 50 carbon steel and are hot-dipped galvanized for ultimate rust protection. The formed head which has the load rating stamped in (metric tons), engages in the corresponding Lifting Clutch, while the disc shaped foot is embedded in the concrete. Anchors meet the requirement of 4 to 1 safety factor. Safe Working Loads range from 4,000 LBS to 16,000 LBS. Higher load ratings can be requested. Available in multiple lengths in 2T, 4T or 8T."



### QUICK PIN LIFTING CLUTCH

#### ACROW-RICHMOND

LIFTING CLUTCHES are available in 2T, 4T and 8T load ratings and are hot dipped galvanized for rust protection. The clutch lifting head is designed for quick and easy attachment to the A-R Quick Pin anchors.



**QUICK PIN VOID FORMER W/ BOLT & NUT**

**ACROW-RICHMOND**

The ACROW-RICHMOND VOID FORMERS are made of a durable, heat and chemical resistant rubber, allowing them to be re-used. They are marked with the maximum load ratings for ease of identification. The QUICK PIN VOID FORMERS are available for 2, 4 and 8 metric ton applications, allow for a 90 degree anchor setting and place the anchor approximately to 1” below the surface and come pre-assembled with a nut and stud for securing the anchor and void form.



**UTILITY V-ANCHOR**

**ACROW-RICHMOND**

The ACROW-RICHMOND UTILITY ANCHORS are available in two different shaft diameters: 0.671” and 0.444. The disc shaped feet of the Utility anchors are both embedded in concrete and allow a standard hook to be used for lifting. All anchors are hot-dipped galvanized for ultimate rust protection. Utility Anchor Safe Working Loads range from 3,500 LBS to 13,000 LBS at a 4 to 1 factor of safety. Available in 0.444 x 4”, 0.444 x 5”and 0.444 x 6, 0.671 x 5”.



**UTILITY V-ANCHOR VOID FORMER**

**ACROW-RICHMOND**

The ACROW-RICHMOND VOID FORMERS are made of a durable, heat and chemical resistant rubber, allowing them to be re-used. They are marked with the maximum load ratings for ease of identification. The UTILITY VOID FORMERS allow for a 90 degree anchor setting and place the anchor approximately 1” below the surface. They are available in Regular and Large sizes and can be paired with a special holding plate for securing in the form. Available in 0.444” and 0.671”.



**WIRE ROPE**

**ACROW-RICHMOND**

The WIRE ROPE, shaped like a figure 8, is an economical lifting system (no Void Former required) typically used for utility applications. Each wire is secured by a swage clamp, has a colour coded tag showing the Safe Working tensile load rating and is galvanized for ultimate rust protection. Safe Working Loads range from 1,700 LBS to 55,000 LBS, with a safety factor of approximately 4 to 1. Available in 0.8T, 1.2T, 1.6T, 2T, 2.5T, 4T, 5.2T, 6.3T, 8T, 10T, 12.5T, 20T and 25T.



**WIRE ROPE LOOP**

**ACROW-RICHMOND**

The THREADED WIRE ROPE LOOP is a galvanized wire rope to be used with threaded inserts and is available for M12, 16, 20, 24, 30, 36, 42 and 52 metric threads. Safe Working Loads range from 1,100 LBS to 27,500 LBS with a safety factor of approximately 4 to 1.



**TURNBUCKLE**

**BT INNOVATION**

The BT-SPANNSCHLOSS means that prefabricated concrete parts can be connected without any additional materials or resources. Without any need to comply with cure times, the connection can immediately bear a full load and thus generates significant time and cost savings in comparison to other established systems. Available in 12MM, 16MM and 20MM.



**MAGFLY “AP” MAGNET**

**BT INNOVATION**

MAGFLY AP is a high performance magnet with an aluminium casing and an integrated adapter for MultiForm and FlyFrame shuttering systems, the new system magnet has come along as both a real powerhouse and a lightweight. With a magnetic force of 22,000 N and a weight of only 5.40 kg it has the best magnetic force to weight ratio of its class worldwide.



**MAGNET GB**

**BT INNOVATION**

The GB MAGNET is used for fixing threaded sleeves, pigtail anchors etc., on both horizontal and vertical surfaces. It is available with different diameters and magnetic forces. Available in 50, 64, 80 and 106.



**MULTIFORM BRACKET**

**BT INNOVATION**

With MULTIFORM you can simplify your shuttering construction. The front of the shuttering support can be covered with a facing in wood, chipboard, plastic or steel. This is screwed into place from the back. In this way the formwork facing remains undamaged and indentations in the concrete produced by screw heads are a thing of the past. And with facing concrete, this means that time-consuming filling and sanding is no longer necessary. Available in 90MM, 148MM, 190MM, 248MM, 290MM and 390MM heights.



**MULTIFORMWORK INSIDE CORNER H**

**BT INNOVATION**

The MULTIFORM inside corner is a high-quality robust shuttering element for example in doors and windows of the elements. With MULTIFORM you can simplify your shuttering construction. The front of the shuttering support can be covered with a facing in wood, chipboard, plastic or steel. This is screwed into place from the back. In this way the formwork facing remains undamaged and indentations in the concrete produced by screw heads are a thing of the past. And with facing concrete, this means that time-consuming filling and sanding is no longer necessary. Available in 98MM, 148MM, 248MM, 298MM, 348MM and 398MM heights.





**OFFSET TYLOOP**

**ACROW-RICHMOND**

AR 4 STRUT OFFSET FLARED TYLOOPS are made of two looped wires welded to a coil. The loops are flared and offset so that the centre of anchorage is below the centre line of the coil to distribute the load well into the concrete and still keep the coil at or near the top of the pour or other boundary restrictions.



**TYBACK LOOP**

**ACROW-RICHMOND**

The AR TYBACK TYLOOP is fabricated with two looped wires welded to a helix coil. The TYBACK TYLOOP is specially designed to tie into existing reinforcing bars to form bulkheads and for dam construction. Available as a 20 mm x 215 mm (3/4" x 8 1/2") standard size, the AR TYBACK TYLOOP can be custom fabricated to meet job site conditions.



**DGR - DOUBLE GUARD RAIL PRESET ANCHOR**

**ACROW-RICHMOND**

The AR PRESET ANCHOR for light poles is furnished as a complete assembly mounted on a plywood template to facilitate the setting of the anchor. The Pre-Set Anchor can be supplied with square headed levelling studs to allow for adjustment after installation of the anchor. The assembly is hot dipped galvanized to ASTM-A 153. The anchors are available with 20mm(3/4"), 25mm(1"), 32mm(1-1/4") or 38mm(1-1/2") diameter bolts or studs. Available in many sizes and configurations, contact your local branch for more information.



**SGR - SINGLE GUARD RAIL PRESET ANCHOR**

**ACROW-RICHMOND**


The AR SGR is designed similarly to the DGR, but is for securing smaller loads such as hand railings. The SGR is furnished as a complete assembly mounted on a plywood frams to facilitate the setting of the anchor. The assembly is hot dipped galvanized to ASTM-A 153. Available in many sizes and configurations, contact your local branch for more information.



**OSP PRESET ANCHOR**

**ACROW-RICHMOND**

The AR OSP Present Anchor is based on the same design principals as the DGR and SGR. Designed to secure high mast light poles or sign posts. The assembly is hot dipped galvanized to ASTM-A 153. Available in many sizes and configurations, contact your local branch for more information.



**DROP-IN ANCHOR - NC THREAD**

**UCAN FASTENING PRODUCTS**

The UCAN DROP-IN ANCHOR is an internally threaded anchor, which is preassembled with an internal expansion plug. These anchors are available in both carbon steel and stainless steel. The carbon steel anchor is zinc plated to extend corrosion protection. The stepped installation tool allows for correct anchor setting. The anchor is designed to deliver consistent holding power at shallow embedment. Available sizes: 3/8" X 1/2", 3/4" X 1", 1/4" X 8MM, 1/4" X 3/8" and 1/2" X 5/8".



**DROP-IN ANCHOR - LAG/COIL THREAD**

**ACROW-RICHMOND**

The AR LAG THREADED DROP-IN ANCHOR is an internally threaded anchor which is preassembled with an internal expansion plug. This anchor is specifically made for attachment of coil threaded concrete forming rods. Available in 1/2" and 3/4".



**WEDGE ANCHOR**

**UCAN FASTENING PRODUCTS**

The UCAN WEDGE ANCHOR is a fully threaded, stud type, high-grade steel anchor. It is assembled with a three-segment expansion clip and supplied complete with nut and washer. This anchor is available either zinc plated or galvanized, and also supplied in type 304 and 316 stainless steel. Wedge anchors are best suited to static applications. Contact your local branch for sizes.



**FLO-ROK CARTRIDGE**

**UCAN FASTENING PRODUCTS**

UCAN FLO-ROK FR5 MAX is a styrene free epoxy acrylate adhesive that incorporates the latest technology in adhesive anchoring. The unique properties of the two component, high strength anchoring adhesive provide stress free fastening and minimal shrinkage. FR5 MAX is an excellent choice for anchoring & dowelling and is ideal for use in a wide range of temperatures from -20 degrees C to over 30 degrees C. A matching static mixing nozzle, as well as FLO-ROK's low mix ratio sensitivity, ensures thorough, 10:1 mixing of the resin and the hardener. FR5 MAX is available in 3 sizes - 10 oz., 12 oz. and a jumbo 28 oz. cartridge perfect for high volume applications such as rebar dowelling.



**ROCKBOLT SDR**

**ACROW-RICHMOND**

The AR SOLID DEFORMED REBAR (SDR) is an economical, medium strength rod used for tie downs and rock reinforcement. Use AR Expansion Cone Shell Anchor series for blind hole and prestressed rebar anchor applications. Contact your local branch for sizes.



**ROCKBOLT HDR**

**ACROW-RICHMOND**

The AR HOLLOW DEFORMED REBAR (HDR) ROCKBOLT allows for positive grouting to distal end of drill hole though difficult conditions such as fracture zones and over long lengths. This produces a permanent corrosion protected anchor. Contact your local branch for sizes.





## Bridge & Roadwork

National Concrete Accessories offers a full line of interior hangers, exterior hangers and brackets to support the formwork that can meet any size or load specification. National Concrete Accessories offers a line of guardrail bases that are made with solid galvanized construction that is significantly stronger than typical wood fabrications which increases their safety and reliability. Roadways built from concrete are longer lasting and are a much stronger material than asphalt. They stand up better in even the harshest conditions and can be repaired easily. We carry many dowel and joint solutions that will hold up under the immense demands put forth from vehicular traffic.



### 15° - 15° INTERIOR HANGER

#### ACROW-RICHMOND

HANGER HFR consists of two 13mm (1/2") dia. 15 degree pressed steel HFR end clips welded to a single wire strut. The hanger permits installation and adjustment from atop the deck. The 15 degree - 15 degree HFR HANGER has a nominal 10mm ( 3/8") haunch relief. Custom orders available, contact your local branch for more information.



### 90° - 90° INTERIOR HANGER

#### ACROW-RICHMOND

HANGER HFR consists of two 13mm (1/2") dia. 90 degree pressed steel HFR end clips welded to a single wire strut. The hanger permits installation and adjustment from atop the deck. The 90 degree - 90 degree HFR HANGER has a nominal 10mm ( 3/8") haunch relief. Custom orders available, contact your local branch for more information.



### 90° - 90° HEAVY INTERIOR HANGER

#### ACROW-RICHMOND

HEAVY TY-BACK HANGER HTBH is used to support bridge deck interior formwork. The 90 degree - 90 degree Ty-Back Hanger is specially designed to react lateral forces prevalent in many forming conditions. The 90 - 90 Ty-Back Hanger is fabricated with two 13mm (1/2") Ty-Back end clips welded to a wire strut. This hanger is also available in 20mm (3/4") and system fabricated with ends to accommodate 20mm (3/4") rods, for higher loads. Custom orders available, contact your local branch for more information.



### 90° INTERIOR HOOK TYBACK HANGER

#### ACROW-RICHMOND

The 90 DEGREE HOOK TYBACK HANGER is manufactured with a 13mm (1/2") diameter 90 degree end clip welded to one end of the hanger's strut. The other end of the strut has a reinforced, 180 degree wraparound configuration. The wraparound end is fabricated to slip over the flange of a steel bridge beam.



### 90° HEAVY INTERIOR HOOK TYBACK HANGER

#### ACROW-RICHMOND

The HOOK TYBACK HANGER (HTBH-HK) is manufactured with a 13mm (1/2") diameter 90 degree end clip welded to one end of the hanger's strut. The other end of the strut has a reinforced 180 degree wraparound configuration. The wraparound end is fabricated to slip over the flange of a steel bridge beam. Furnished with ends to accommodate 20mm (3/4") rods for higher loads.



### 45° ADJUSTABLE EXTERIOR HALF HANGER

#### ACROW-RICHMOND

ADJUSTABLE HALF HANGER HFR-HAJ-A is designed to support the fascia overhang formwork on projects where welding is not permitted. The hanger consists of a 13mm (1/2") dia. 45 degree end clip welded to a length of 13mm (1/2") Lag threaded rod. One or two stirrup clips are positioned on the threaded rod and are retained by two lagnuts each. Standard unit is 230mm (9") long overall with one stirrup clip. Minimum overall length is 6" (150mm). Custom orders available, contact your local branch for more information.



### 45° EXTERIOR HALF HANGER

#### ACROW-RICHMOND

HALF HANGER HFR-HA is fabricated with a 13mm (1/2") diameter 45 degree HFR end clip. The 45 degree HFR-HA Angle Half Hanger is welded to the beam hanger and supports the fascia formwork. Custom orders available, contact your local branch for more information.



### 90° - 45° EXTERIOR HANGER

#### ACROW-RICHMOND

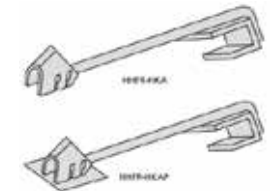
HANGER HFR consists of one of each 13mm (1/2") dia. 90 degree and 45 degree pressed steel HFR end clips welded to a single wire strut. The hanger permits installation and adjustment from atop the deck. The 90 degree - 45 degree HFR HANGER has a nominal 10mm ( 3/8") haunch relief. Custom orders available, contact your local branch for more information.



**90° - 45° HEAVY EXTERIOR HANGER**

**ACROW-RICHMOND**

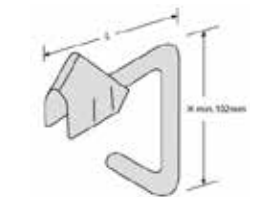
HEAVY TY-BACK HANGER HTBH is used to support bridge deck interior formwork. The 90 degree – 45 degree Ty-Back Hanger is specially designed to react lateral forces prevalent in many forming conditions. The 90 - 45 Ty-Back Hanger is fabricated with two 13mm (1/2") Ty-Back end clips welded to a wire strut. This hanger is also available in 20mm (3/4") and system fabricated with ends to accommodate 20mm (3/4") rods, for higher loads. Custom orders available, contact your local branch for more information.



**45° EXTERIOR HEAVY HOOK TYBACK HANGER**

**ACROW-RICHMOND**

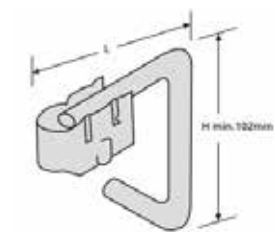
HEAVY HANGER HHFR-HKA is manufactured with a 13mm (1/2") diameter 45 degree end clip welded to one end of the hanger's strut. This hanger is also available in 20mm (3/4") system fabricated with ends to accommodate 20mm (3/4") rods, for higher loads. The other end of the strut has a reinforced, 180 degree wraparound configuration. The wraparound end is fabricated to slip over the flange of a steel bridge beam. Also available for hanger loads using 20mm (3/4") ends. Custom orders available, contact your local branch for more information.



**45° PRECAST HANGER**

**ACROW-RICHMOND**

PRECAST ANGLE HALF HANGER PHFR-HA/PHHFR-HA is designed to be cast into the top of a concrete girder and subsequently support the fascia overhang formwork. Available with a 13mm (1/2") dia. 45 degree end clip in Standard (PHFR-HA) and Heavy (PHHFR-HA) configurations. Custom orders available, contact your local branch for more information.



**90° PRECAST HANGER**

**ACROW-RICHMOND**

PRECAST ANGLE HALF HANGER PHFR-HA/PHHFR-HA is designed to be cast into the top of a concrete girder and subsequently support the fascia overhang formwork. Available with a 13mm (1/2") dia. 90 degree end clip in Standard (PHFR-HA) and Heavy (PHHFR-HA) configurations. Custom orders available, contact your local branch for more information.



**DEEP ADJUSTABLE FASCIA OVERHANG BRIDGE BRACKET**

**ACROW-RICHMOND**

DEEP ADJUSTABLE FASCIA OVERHANG BRACKET NCAB-49G-D is basically the same as the Adjustable Fascia Overhang Bracket shown on the preceding page with the addition of longer vertical and diagonal members. The addition of longer vertical and diagonal members allows the bracket to be used on deep steel girders, transferring forming loads to the lower section of the girder. Available in 1-1/4", 1/2", 3/4" and 1".



**NCAB-49 AND NCAB- 49-D EXTENSION CHANNEL**

**ACROW-RICHMOND**

Extension channel for all NCAB-49 fascia overhang bridge brackets.



**ADJUSTABLE FASCIA OVERHANG BRIDGE BRACKET**

**ACROW-RICHMOND**

The ADJUSTABLE FASCIA OVERHANG BRACKET HFOB-ADJ is a light weight, heavy duty bracket used to form bridge deck overhangs. The bracket can be mounted to steel or concrete girders using the appropriate hanger device. Brackets are easily and quickly preset on the ground.



**ACROW-RICHMOND**  
THE HIDDEN STRENGTH™  
LA FORCE CACHÉE

**BRIDGE &  
ROADWORK**



Acrow Richmond specializes in manufacturing hardware and accessories for the concrete construction industry. With our in-house engineering departments and over 100,000 square feet dedicated to manufacturing, we produce high quality Canadian made products.

**We manufacture a premium line of  
bridge deck forming hardware**

We also offer custom fabrication services to meet the most demanding specifications or creative designs. Acrow-Richmond strives to be your first and only call for all of your construction needs.

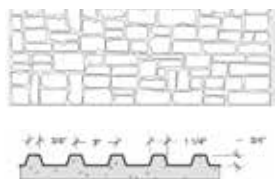
1-888-777-9272  
For catalogue updates go to [www.acrowrichmond.com](http://www.acrowrichmond.com)



**PENLON (HDPE) BEARING PAD**

**ACROW-RICHMOND**

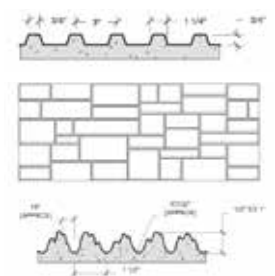
Elastomeric BEARING PADS compress on vertical load and accommodate horizontal rotation and provide lateral shear movement. Elastomeric bearing pads are the most economical solution used in construction of large span bridges and buildings. Available in multiple sizes, contact your local branch for more information.



**MULTI-CAST FORM LINERS**

**SIKA CANADA INC.**

GREENSTREAK MULTI-CAST FORM LINERS are an intermediate use Form Liner, designed for 2-10 uses under normal job site conditions. Primarily used for cast-in-place applications. They attach to almost any forming system or casting bed prior to concrete placement. Following normal placement practices and curing times, the forming system and liner are stripped leaving an architectural concrete finish.



**UNI-CAST FORM LINERS**

**SIKA CANADA INC.**

GREENSTREAK UNI-CAST FORM LINERS are a single use Form Liner ideal for tilt-up panels and cast-in-place construction requiring cut-outs for doors, windows, utilities, etc. They attach to almost any forming system or casting bed prior to concrete placement. Following normal placement practices and curing times, the forming system and liner are stripped leaving an architectural concrete finish.

**NOTES**

---

---

---

---

---

---

---

---

---

---

---

---

---

---

---

---

---

---

---

---

---

---

---

---



**New Construction**


New concrete construction can utilize many different types of concrete chemicals to enhance the concretes workability, performance and finish. National Concrete Accessories supplies a full line of concrete chemicals, from the most trusted brands, starting with concrete admixture products that are utilized in the earliest stages of a project, to the grouts and epoxy coatings that allow you to perform final fit and finish. National Concrete Accessories offers an extensive line of concrete chemicals that enhance the workability of the concrete during pouring and curing like hydrators, alkalinity controllers and curing agents.



**IN-FORM RETARDERS**

**ACROW-RICHMOND**

AR IN-FORM RETARDERS are designed for use in horizontal or vertical formwork. They are solvent-based and look like paint, coming in different colors to designate the depth of etch or aggregate exposure. When applied to formwork they provide an abrasion-resistant surface so that concrete, while being placed, doesn't remove retarder from the forms. The retarder coating the form reacts chemically with the concrete preventing the immediate depth of the concrete from setting. After the concrete has set and the form pulled, the surface of the concrete that was in contact with the form may be flushed with high pressure water. This rinses away the cement revealing the desired depth, exposing aggregate or simply imparting a sandblast or acid etch effect. Available in 18.9L.



**SURFACE RETARDERS**

**ACROW-RICHMOND**

AR SURFACE RETARDER is a water-based, polymerized high performance top surface retarder which does not require time consuming and costly covering for protection. It is available in ten depths of etch, and color-coded. Available in a variety of exposures from microfinish to large aggregate. Available in 18.9L.



**MASTERFINISH HV**

**MASTER BUILDERS SOLUTIONS BY BASF**

MASTERFINISH HV is a chemical retarder specifically designed to produce uniform exposed-aggregate finishes on architectural or ornamental precast and cast-in-place concrete vertical walls. Its extremely high abrasion resistance makes MASTERFINISH HV retarder ideal for producing exposed aggregate concrete under a wide variety of conditions. Available in a variety of surface finishes in 18.9L pails.

**MASTER<sup>®</sup>  
BUILDERS**  
SOLUTIONS



**CONNECTING LEGACIES  
OF INNOVATION UNDER  
ONE BRAND.**

**MASTER BUILDERS  
SOLUTIONS.**

SRS MASTER BUILDERS HYDROZO THORO  
 CHEMREX SELBY SRS MASTER BUILDERS  
 SONNEBORN MBT CHEMREX SELBY SRS  
 HYDROZO THORO SONNEBORN MBT  
 MASTER BUILDERS HYDROZO THORO  
 CHEMREX SELBY SRS MASTER BUILDERS  
 SONNEBORN MBT CHEMREX SELBY SRS  
 HYDROZO THORO SONNEBORN MBT  
 MASTER BUILDERS HYDROZO THORO  
 CHEMREX SELBY SRS MASTER BUILDERS

**Partnerships to Build a Sustainable Tomorrow**

Meeting the construction needs of today and tomorrow requires a connected approach. By creating one global brand for the construction chemicals industry, we are combining the leading expertise and innovative strength of BASF brands with more than a century of experience under one roof: Master Builders Solutions. We are dedicated to partnering with our customers to help them succeed in solving the most challenging construction applications, all while minimizing environmental impact and saving resources.

[www.master-builders-solutions.basf.us](http://www.master-builders-solutions.basf.us)  
For careers at BASF please visit <http://jobs.basf.us/>

**BASF**  
We create chemistry

© 2015 BASF Corporation. All rights reserved.



**RETARDER MICRO FINISH GEL ADDITIVE**

**ARCHITECTURAL CONCRETE CHEMICALS**

MICRO FINISH GEL is a new way to acid etch concrete in a controlled acid etching gel. It is formulated in gel form which helps to limit fumes, control uniformity and adherence to vertical surfaces. Ideal for simulated limestone finishes, for field applications, patching including vertical surfaces and as a preparatory step prior to the application of coatings in the place of sandblasting or even light shot blasting. Will not interfere with waterproofing or other coatings to be subsequently applied to the etched surface. Available in 5 GAL.



**AR RICH-COTE FORM RELEASE**

**ACROW-RICHMOND**

AR RICH-COTE is a premium liquid debonding agent developed especially for concrete. Through a chemical reaction, RICH-COTE produces a smooth white flat concrete surface which is free from voids and will bond with paint, plaster, tiles and any other coating applied directly to the concrete. Also available in Winter Grade. Sizes available: PAIL 18.9 L, 205L DRUM.



**AR RICH-COTE FORM RELEASE - W.B. - SUMMER GRADE**

**ACROW-RICHMOND**

AR WATER-BASED RICH-COTE is a premium liquid debonding agent developed especially for concrete. Through a chemical reaction, Rich-Cote produces a smooth white flat concrete surface which is free from voids and will bond with paint, plaster, tiles and any other coating applied directly to the concrete. Available in 18.9L and 205L.



**AR RICH-COTE FORM RELEASE - W.B. - WINTER GRADE**

**ACROW-RICHMOND**

AR WATER-BASED RICH-COTE is a premium liquid debonding agent developed especially for concrete. Through a chemical reaction, RICH-COTE produces a smooth white flat concrete surface which is free from voids and will bond with paint, plaster, tiles and any other coating applied directly to the concrete. This special blend is specially formulated for cold temperatures. Available in 18.9L.



**ECO-COAT FORM RELEASE AGENT**

**W.R. MEADOWS OF CANADA**

ECO-COAT concrete form release agent is a natural oil-based product, which provides quick easy and clean release of concrete forms. ECO-COAT acts as a bond breaker and form cleaner, is non-staining, will not wash off once it has dried, cuts clean-up time, and eliminates voids, defects, and buildup of concrete. Available in 18.9L and 205L.



**FRITZ AIR PLUS**

**SIKA CANADA INC.**

FRITZ-PAK AIR PLUS and SUPER AIR PLUS are dry powdered admixtures, packaged in patented ready-to-use water-soluble bags or in bulk (50 lb bags). AIR PLUS and SUPER AIR PLUS are recommended for all types of air entrained concrete when an increase in entrained air content is necessary. AIR PLUS and SUPER AIR PLUS may also be used as primary air-entraining admixtures. AIR PLUS and SUPER AIR PLUS are compatible with all standard concrete admixtures. Available in 227G Bag.



**FRITZ MINI DELAY SET**

**SIKA CANADA INC.**

FRITZ-PAK MINI DELAYED SET is a dry powdered admixture, packaged in a ready-to-use water soluble bag. MINI DELAYED SET is designed for stabilizing residual concrete wash water or extending the setting time of concrete while improving concrete quality. Wash water or concrete, treated with the MINI DELAYED SET, will be stabilized and may be reused after extended time periods. Concrete produced with stabilized wash water will result in performance characteristics equal to or superior to reference concrete. MINI DELAYED SET does not contain calcium chloride, nitrates, nitrites or other potentially corrosive materials and is compatible with all standard concrete admixtures. Available in 227G Bag.



**FRITZ STANDARD DELAY SET**

**SIKA CANADA INC.**

FRITZ-PAK STANDARD DELAYED SET is a dry powdered admixture, packaged in a ready-to-use water soluble bag. STANDARD DELAYED SET is formulated to extend the setting time of concrete while improving concrete quality. It does not contain any calcium chloride or other potentially corrosive materials and is compatible with all standard concrete admixtures.



**FRITZ SUPERCIZER 7**

**SIKA CANADA INC.**

FRITZ-PAK SUPERCIZER 7 is a dry powdered admixture, packaged in a patented, ready-to-use, water-soluble bag. SUPERCIZER 7 is a superplasticizer, uniquely formulated to provide maximum water reduction for high early strengths while producing stronger, more durable concrete. When used as a high range water reducer, SUPERCIZER 7 will reduce water requirements up to 40% and increase concrete compressive strength at all ages, reduce permeability and increase durability. Available in 1.1KG.



**TYPE 10 GU CEMENT**

**LAFARGE CANADA INC.**

A general-purpose cement suitable for all uses for which the special properties of other types of portland cements are not required. Regional variances in brand may apply.



**PLANIGROUT 755**

**MAPEI INC.**

Planigrout 755 is a one-component, nonshrinking, cementitious construction grout consisting of selected fine aggregates and special additives. Planigrout 755 requires only the addition of water to produce consistencies varying from dry pack to flowable. It produces excellent compressive and flexural strengths within a few days.



**SIKAGROUT 212**

**SIKA CANADA INC.**

SIKAGROUT 212 is a non-shrink, cementitious grout with a unique two-stage shrinkage compensating mechanism, compensating for shrinkage in both the plastic and the hardened states. It is non-metallic, contains no chlorides and may be placed at various consistencies ranging from dry pack to fluid by simply adjusting the quantity of mixing water. Also available in a sulphate resistant formula - SikaGrout 212 S.R.



**SIKAGROUT 212 HP**

**SIKA CANADA INC.**

SIKAGROUT 212 HP is a high-performance, non-shrink, fluid, cementitious grout with silica fume and a unique, two-stage shrinkage compensating mechanism in both the plastic and hardened states. It is non-metallic, contains no chlorides and it may be placed at various consistencies ranging from flowable to fluid by simply adjusting the quantity of mix water. SIKAGROUT 212 SR is a non-shrink, sulphate resistant fluid cementitious grout. Available in 25KG.



**SIKADUR 31 HI-MOD GEL**

**SIKA CANADA INC.**

SIKADUR 31 HI-MOD GEL, is a 2-component, 100% solids, solvent-free, moisture-tolerant, high-modulus, high strength, structural epoxy paste adhesive. Available in 10L.



**SIKADUR 42 GROUT PAK MULTI FLO**

**SIKA CANADA INC.**

SIKADUR 42, GROUT-PAK is a 3-component, 100% solids, moisture-tolerant, epoxy baseplate grouting system. Comes in a pre-proportioned kit that is ready to mix. Ideal for grouting applications where high early strength is required. Available in 62.4KG.



**SIKA GROUT 300 PT**

**SIKA CANADA INC.**

High-Performance, Zero Bleed, Sand-Free, Cementitious Grout. SIKAGROUT 300 PT is a non-shrink, cementitious grout with a unique, two-stage shrinkage compensating mechanism. It is non-metallic, contains no chlorides. With a special blend of shrinkage-reducing and plasticizing/water-reducing agents, SIKAGROUT 300 PT compensates for shrinkage in both the plastic and the hardened states. Available in 22.7KG.



**SIKA M-BED STANDARD**

**SIKA CANADA INC.**

SIKA M-BED STANDARD is a non-metallic, non-shrink, gassing grout composed of cement, gassing and flow agents, and graded siliceous sand. M-BED STANDARD meets ASTM C1107 Grade Classification A.



**MS-S10 SELF CONSOLIDATING CONCRETE**

**KING PACKAGING MATERIALS CO.**

MS-S10 SELF-CONSOLIDATING CONCRETE is a pre-blended, pre-packaged, high performance, flowable, concrete material containing Portland cement, silica fume, 10 mm (3/8 inch) stone and other carefully selected admixtures.



**EVAPRE**

**W.R. MEADOWS OF CANADA**

EVAPRE evaporation retardant is an economical, high-quality, water-based compound. It is specifically designed to form a thin monomolecular film to reduce rapid moisture loss from the concrete surfaces prior to curing. EVAPRE provides a significant aid in producing high-quality concrete flatwork. Rapid evaporation of water is retarded, slab surface conditions are normalized, and workers can adhere more closely to established finishing schedules. EVAPRE is also VOC-compliant.



**WHITE CURE PIGMENTED CONCRETE CURING COMPOUND**

**W.R. MEADOWS OF CANADA**

WHITE pigmented curing compound is a waterborne, resin-based curing compound containing suspended white pigment. It permits complete hydration of the cement by retaining at least 97% of the water present in the concrete at the time of application for at least seven days. The white pigment reflects the heat-producing rays of the sun, keeping concrete surfaces cooler and preventing excessive heat build-up and resultant thermal cracking during the curing period.



**XYPEX ADMIX C-1000**

**XYPEX CHEMICAL CORP.**

Xypex is a unique chemical treatment for the waterproofing, protection and improvement of concrete. XYPEX ADMIX C-1000 is added to the concrete mix at the time of batching. XYPEX ADMIX C-1000 consists of Portland Cement, very fine treated silica sand and various active proprietary chemicals. These active chemicals react with the moisture in fresh concrete and with the by-products of cement hydration to cause a catalytic reaction which generates a non-soluble crystalline formation throughout the pores and capillary tracts of the concrete. Thus the concrete becomes permanently sealed against the penetration of water or liquids from any direction. The concrete is also protected from deterioration due to harsh environmental conditions.

**MUCH MORE ...**



**... than just  
GROUTING!**

Superior product performance and reliability. Dependable support by a team of highly experienced professionals. That's building trust.



ISO 9001  
ISO 14001  
Pointe-Claire  
Offshore (Canada)



**SIKA CANADA INC.**  
601, avenue Delmar  
Pointe-Claire, Qc H9R 4A9  
1-800-933-SIKA  
www.sika.ca

**BUILDING TRUST  
CONSTRUIRE LA CONFIANCE**





**XYPEX ADMIX C-500**

**XYPEX CHEMICAL CORP.**

Xypex is a unique chemical treatment for the waterproofing, protection and improvement of concrete. XYPEX ADMIX C-500 is added to the concrete mix at the time of batching. XYPEX ADMIX C-500 consists of Portland cement, very fine treated silica sand and various active, proprietary chemicals. These active chemicals react with the moisture in fresh concrete and with the by-products of cement hydration to cause a catalytic reaction which generates a non-soluble crystalline formation throughout the pores and capillary tracts of the concrete. Thus the concrete becomes permanently sealed against the penetration of water or liquids from any direction. The concrete is also protected from deterioration due to harsh environmental conditions.



**Concrete Restoration**

Concrete cracks, chips and flaking can quickly lead to further deterioration of the concrete surface, resulting in a larger more costly replacement project if not properly addressed. An inherent benefit of concrete is that in most cases, it can be repaired rather than replaced entirely. National Concrete Accessories supports the most trusted brands of engineered restoration & refurbishment products for all types of projects. The type and location of the damage will require different restoration chemicals that vary in viscosity and repair thicknesses. As an example, small foundation cracks may only require a simple epoxy concrete repair, while repairing concrete sewer pipe may require engineered hydraulic cement. Special requirements may also require the repair mix to have reinforcing fibers, or corrosion inhibitors, all of which we have under one roof.



**XYPEX CONCENTRATE**

**XYPEX CHEMICAL CORP.**

XYPEX CONCENTRATE is the most chemically active product within the Xypex Crystalline Waterproofing System. When mixed with water, this light grey powder is applied as a cementitious slurry coat to above-grade or below-grade concrete, either as a single coat or as the first of a two-coat application. It is also mixed in Dry-Pac form for sealing strips at construction joints, or for the repairing of cracks, faulty construction joints and honeycombs. Xypex prevents the penetration of water and other liquids from any direction by causing a catalytic reaction that produces a non-soluble crystalline formation within the pores and capillary tracts of concrete and cement-based materials.



**XYPEX DS-1**

**XYPEX CHEMICAL CORP.**

XYPEX CONCENTRATE DS-1 is a Xypex “dryshake” product installed into the horizontal surface of freshly laid concrete. Concentrate DS becomes an integral part of the concrete surface thereby eliminating problems normally associated with coatings (e.g. scaling, dusting, flaking and delamination). The active chemicals react with the moisture of the fresh concrete causing a catalytic reaction which generates a non-soluble crystalline formation within the pores and capillary tracts of the concrete.



**FA-S10 CONCRETE REPAIR**

**KING PACKAGING MATERIALS CO.**

FA-S10 is a high performance, multi-purpose, pre-packaged, concrete repair material. It is a pre-blended, synthetic fibre-reinforced, pre-packaged, high performance, cementitious, concrete repair material containing Portland cement, fly ash, air-entraining admixture, 10 mm (3/8 inch) stone and other carefully selected components.



**XYPEX GAMMA CURE**

**XYPEX CHEMICAL CORP.**

XYPEX GAMMA CURE is a curing agent designed specifically for Xypex crystalline waterproofing products. GAMMA CURE may be used as an alternative to water curing for certain Xypex applications. It is also used to accelerate the Xypex Crystallization Process. XYPEX GAMMA CURE acts as an evaporation retardant by retaining the maximum amount of moisture in the Xypex coating. It also provides a catalyst for the reaction with the Xypex crystalline waterproofing treatment. It is a self-disappating (2 - 3 days) non-film forming product. Available in 1 GAL and 5 GAL.t



**CONCRETE RENEW**

**MAPEI INC.**

CONCRETE RENEW is a one-component, polymer-modified cementitious material for the resurfacing of existing concrete. It is suitable for broom finishes and decorative trowel finishes on sidewalks, driveways, steps and anywhere that has exposed concrete. CONCRETE RENEW features a natural light gray color that provides a uniform, like-new look to concrete surfaces. Available in 11.3KG/25LBS.



**XYPEX XYCRYLIC ADMIX**

**XYPEX CHEMICAL CORP.**

XYCRYLIC ADMIX is a water-based, high solids, polymer dispersion specifically designed for fortifying portland cement compositions. This liquid is milky-white in color and improves curing qualities, enhances bond, imparts excellent water and weather resistance, and reduces shrinkage cracking. XYCRYLIC ADMIX is also used to fortify Xypex Patch'n Plug.



**CONCRETE RENEW FINE**

**MAPEI INC.**

CONCRETE RENEW FINE is a one-component, polymer-modified cementitious material for the resurfacing of existing concrete. It allows a variety of finishing options, including broom finishes and decorative trowel finishes, on sidewalks, driveways, steps and anywhere that has exposed concrete. CONCRETE RENEW FINE features a natural light gray color that provides a uniform finish to concrete surfaces. Available in 11.3KG/25LBS.



**MAPECEM QUICKPATCH**

**MAPEI INC.**

MAPECEM QUICKPATCH is a versatile, fast-setting, cementitious material used for the patching of interior/ exterior concrete surfaces including concrete floors, driveways, sidewalks and concrete pads. MAPECEM QUICKPATCH features extraordinary ease of placement, with a variable water ratio and outstanding workability. Light gray MAPECEM QUICKPATCH can be applied from featheredge to 3" (7,5 cm) for ramping or filling. That makes it ideal for restoring weathered, damaged concrete surfaces to a uniform, superior wearing and better-than-new appearance. When used for horizontal substrate repair before application of self-leveling underlayments, MAPECEM QUICKPATCH sets fast for easy and cost-efficient repairs, minimizing job-site turnaround time. Available in 4.5KG/10LBS and 11.3KG/25LB.



**NOVOPLAN 2 PLUS**

**MAPEI INC.**

NOVOPLAN 2 PLUS is a high-strength, self-leveling cement-based underlayment and repair mix with quicker curing time, for interior concrete and engineer approved floors. Available in 22.7KG/50LBS.



**PLANITOP X**

**MAPEI INC.**

PLANITOP X is a one-component, fiber-reinforced, shrinkage-compensated, high-early-strength, fast-setting, polymer-modified, high-build cementitious repair mortar with a corrosion inhibitor. It is suited for all interior/ exterior vertical and overhead concrete repairs, including precast/prestressed, tilt-up, post-tensioned and cast-in-place concrete. PLANITOP X can be applied from featheredge to 4" (10 cm) per lift. PLANITOP X is engineered to provide high early strength with ease of application. Planitop X dries to a light gray color, matching most concrete surfaces. Available in 4.5KG/10LBS and 22.7KG/50LBS.



**PLANITOP XS**

**MAPEI INC.**

PLANITOP XS is an extended-working-time variation of PLANITOP X. Shrinkagecompensated, fiber-reinforced, polymer-modified and containing a proprietary corrosion inhibitor, PLANITOP XS features Planitop XS outstanding workability and versatility. Ideal for a wide variety of vertical, overhead and horizontal concrete repairs, PLANITOP XS can be applied from featheredge to 4" (10 cm) per lift. PLANITOP XS dries to a light gray color, blending well with most concrete surfaces. Available in 22.7KG/50LBS.



**PLANITOP 15**

**MAPEI INC.**

PLANITOP 15 is a one-component, shrinkage-compensated, cementitious, fiber-reinforced, fluid mortar. PLANITOP 15 contains a corrosion inhibitor and silica fume, and is well-suited for form-and-pour and form-and-pump applications where high early strength and flowability are required. Available in 25KG/55LB.



**ULTRATOP PC**

**MAPEI INC.**

Ultratop PC is a high-flow, quick-setting, self-leveling, cementitious topping optimized for polishing. Suitable for both interior and exterior use, Ultratop PC is designed to be applied at 3/8" to 2" (10 mm to 5 cm) thick and cures quickly for fast-track resurfacing and polishing of concrete floors. Available in 22.7KG/50LBS.

**MAPEI**  
**CONCRETE**  
**RESTORATION**  
SYSTEMS

- Admixtures
- Coatings and sealers
- Concrete repair mortars
- Decorative toppings
- Densifiers
- Exterior finishing
- Patching and skimcoating compounds
- Repair epoxies
- Screed mortars
- Waterproofing



An innovator in the construction industry for more than 75 years, MAPEI is a leading global manufacturer of building products. MAPEI also offers a world-class education program held by top industry experts. Visit [www.mapei.com](http://www.mapei.com) for more information.





**MASTEREMACO T545**

**MASTER BUILDERS SOLUTIONS BY BASF**

MASTEREMACO T 545 is a one-component magnesium phosphate-based mortar. Offered in two formulations: T 545 for ambient and substrate temperatures below 85F (29C) and T 545HT for ambient and substrate temperatures ranging from 85 to 100 F (29 to 38 C). Available in 22.680KG Bags.



**MASTEREMACO T1060**

**MASTER BUILDERS SOLUTIONS BY BASF**

MasterEmaco T 1060 is a one-component shrinkage-compensated very rapid-setting cement-based mortar. It is designed for repairing horizontal concrete surfaces where high-early strength gain is required.



**SIKACRETE-08 SCC**

**SIKA CANADA INC.**

SELF-COMPACTING CONCRETE (SCC) Based on Sika Viscocrete Technology. SIKACRETE-08 SCC is a ready to use, highly flowable, cement based concrete, usable for concrete thickness between 25 and 200 mm (1" and 8"). Available in 25KG.



**SIKA ANCHORFIX**

**SIKA CANADA INC.**

Sika anchorfix is available in multiple formulas for different applications. Formulated for medium and heavy loads in structural or non-structural applications. Available in one or two component formulas.



**SIKA CRACK FIX**

**SIKA CANADA INC.**

SIKADUR CRACK FIX, is a two-component, 100% solids and solvent-free, moisture-tolerant, low-viscosity, and high-strength multi-purpose epoxy resin. Available in 6oz.



**SIKAFIX PU**

**SIKA CANADA INC.**

SIKAFIX® PU is a low-toxicity, two-component, 100% solid, polyurethane foam. It will displace and stop flowing water, forming a tough flexible foam, firmly bonded to the concrete surface. Available in 250ml.



**SIKA MONOTOP 623**

**SIKA CANADA INC.**

SIKA MONOTOP-623 is a one-component, polymer-modified and early strength gaining, cementitious mortar for overhead and vertical concrete repair and reprofiling. It is based upon Sika's internationally proven and established MonoTop technology, designed for effective repairs, with the environment in mind.



**SIKA MONOTOP 622**

**SIKA CANADA INC.**

Sika MonoTop-622 is a one-component, polymer modified and early strength-gaining, cementitious mortar for horizontal and vertical concrete repair and resurfacing. It is based upon Sika's internationally proven and established MonoTop technology, designed for effective repairs, with the environment in mind.



**SIKA POST FIX**

**SIKA CANADA INC.**

Sika Post Fix is a two-part, pre-proportioned polyurethane resin which when mixed produces an expanding foam. It has been specifically formulated and packaged to provide a lightweight, mix-in-the-bag, fast-setting and high-strength backfill for wooden, PVC and steel in-ground supports. Available in 979ML.



**SIKASET 45**

**SIKA CANADA INC.**

SikaSet 45 Very Rapid-Setting Chemical Repair Mortar, Open to Foot Traffic in 45 Minutes. SikaSet 45 is a one-component, very rapid-setting, early-strength gaining, magnesium phosphate-based patching and repair mortar for concrete.



**SIKATOP 111 PLUS**

**SIKA CANADA INC.**

SikaTop 111 PLUS is a polymer-modified, with migrating corrosion inhibitor added, cementitious, two-component, fast-setting, free-flowing mortar. It self-levels on flat slabs, moves easily into hard to get places under equipment and supports, between piping pillars and block-outs. Available in 28.5KG.



**SIKATOP 121 PLUS**

**SIKA CANADA INC.**

SikaTop 121 PLUS is a polymer-modified, PLUS migrating corrosion inhibitor, cementitious, two-component, fast-setting, trowel or rub applied, thin-coat mortar for concrete repairs, for skin coats, filling bugholes, honeycombing and for feather edging. Available in 25KG.



**SIKATOP 122 PLUS**

**SIKA CANADA INC.**

SIKATOP 122 PLUS is a two-component, polymer-modified, portland-cement, fast-setting, trowel-grade mortar. It is a high performance repair mortar for horizontal and vertical surfaces and offers the additional benefit of Sika FerroGard 901, a penetrating corrosion inhibitor. Also available in a winter grade formula, designed for use in temperatures between -5 degrees C and 10 degrees C (23 & 50 degrees F).



**SIKATOP 123 PLUS**

**SIKA CANADA INC.**

SikaTop 123 PLUS is a polymer-modified, PLUS migrating corrosion inhibitor, cementitious, two-component, fast-setting mortar. Formulated for trowel application, it is designed especially for repair of overhead and vertical surfaces. SikaTop 123 PLUS Winter Grade is designed to be used in temperatures between -5 and 10 degrees C (23 and 50 degrees F).

**MUCH MORE ...**



**... than just  
CONCRETE & MORTARS!**

Superior product performance and reliability. Dependable support by a team of highly experienced professionals. That's building trust.



ISO 9001  
ISO 14001  
Pointe-Claire  
04-04-0404



**SIKA CANADA INC.**  
601, avenue Delmar  
Pointe-Claire, Qc H9R 4A9  
1-800-933-SIKA  
www.sika.ca

**BUILDING TRUST  
CONSTRUIRE LA CONFIANCE**





**SIKATOP SEAL 107 UNIT**

**SIKA CANADA INC.**

SikaTop Seal-107 is a two part polymer modified cementitious waterproof mortar slurry comprising of a liquid polymer and a cement based mix incorporating special admixtures. It is applied to concrete and mortar to prevent water infiltration.



**TRAFFIC PATCH COARSE**

**TARGET PRODUCTS**

TARGET TRAFFIC PATCH consists of specially modified Portland cement and aggregates combined in closely controlled proportions to give a rapid setting material for the repair of concrete. Coarse incorporates 30mm long steel fibers and is designed for use in patches with thicknesses of more than 25mm (1 inch).



**TRAFFIC PATCH FINE**

**TARGET PRODUCTS**

TARGET TRAFFIC PATCH consists of specially modified Portland cement and aggregates combined in closely controlled proportions to give a rapid setting material for the repair of concrete. Fine incorporates polypropylene fibers and is intended for use in patches up to 25mm (1 inch) thick.



**XYPEX PATCH 'N PLUG**

**XYPEX CHEMICAL CORP.**

Xypex Patch'n Plug is a specially designed, fast-setting, non-shrink, high-bond-strength, hydraulic cement compound for concrete patching and repair. Patch'n Plug stops flowing water in seconds and is used to seal cracks, tie holes, and other defects in concrete. The high performance characteristics of Patch'n Plug are enhanced by Xypex's unique crystalline waterproofing technology. Available sizes: 5LB, 20 LB and 60LB.



**Clean & Protect**

People often overlook the importance of maintaining concrete and using a proper concrete protector. Once a project has been completed and the concrete has cured, it is important to protect your investment with a high quality concrete sealant or epoxy coating to ensure it will last without the need for repair or restoration. Equally important is cleaning your concrete before applying any coating over it. National Concrete Accessories offers protecting concrete sealants ranging from high gloss, for that shiny wet look, to penetrating concrete sealants that offer protection with no gloss. Our concrete sealant selection is offered in solvent based formulas for exterior applications and water-based for interior applications to ensure the applicators safety.



**AR ACRYLIC SEALER**

**ACROW-RICHMOND**

Acrow-Richmond sealer is an economical curing and sealing compound formulated from acrylic polymers and quick-evaporating solvents. When applied on freshly placed concrete, it forms a clear, uniform, moisture-retentive film, which simultaneously cures and seals the concrete. Sizes available: 3.78L, 18.9L and 205L.



**AR HIGH GLOSS ACRYLIC SEALER**

**ACROW-RICHMOND**

ACROW-RICHMOND SEALER is an economical curing and sealing compound formulated from acrylic polymers and quick-evaporating solvents. When applied on freshly placed concrete, it forms a clear, uniform, moisture-retentive film, which simultaneously cures and seals the concrete. Sizes available: 3.78L, 18.9L and 205L.



**AR PREMIUM ACRYLIC SEALER**

**ACROW-RICHMOND**

ACROW-RICHMOND PREMIUM SEALER is a clear, ready-to-use formula of acrylic copolymers and quick evaporating solvents, which cures and/or seals freshly placed and/or existing concrete. This blend is formulated with premium resins to provide a durable and lasting finish. Sizes available: 3.78L, 18.9L and 205L.



**AR PREMIUM HIGH GLOSS ACRYLIC SEALER**

**ACROW-RICHMOND**

ACROW-RICHMOND PREMIUM HIGH GLOSS SEALER is a clear, ready-to-use formula of acrylic copolymers and quick evaporating solvents, which cures and/or seals freshly placed and/or existing concrete. 3.78L, 18.9L and 205L.



**MATERPROTECT H 1000**

**MASTER BUILDERS SOLUTIONS BY BASF**

MASTERPROTECT H 1000 is a clear, breathable, high-performance, 100% silane, water repellent sealer that achieves highest depth of penetration.



**DECRA-SEAL WATER-BASED SEALER**

**W.R. MEADOWS OF CANADA**

DECRA-SEAL W/B is non-yellowing, acrylic, polymer-based, high solids, liquid sealer for decorative concrete. The product is clear, transparent and easy-to-apply. DECRA-SEAL W/B also offers greatly improved chemical resistance when compared to standard curing and sealing compounds. The product has been formulated to seal and protect decorative coloured concrete by producing a hard (yet flexible) clear film. This product is specifically formulated for the decorative concrete market. Available in 3.78L and 18.9L.



**VOCOMP-20**

**W.R. MEADOWS OF CANADA**

VOCOMP-20 water-based acrylic curing and sealing compound is formulated with 20% solids, using special acrylic polymers in a true water-based carrier. Once properly applied, VOCOMP-20 provides a durable film for efficient moisture retention. VOCOMP-20 appears milky white in the container and, when first applied, leaves a bluish cast on the concrete for easy visual confirmation of coverage. VOCOMP-20 dries clear to provide a transparent sheen finish. The sheen can be controlled by the number of coats applied. VOCOMP-20 resists yellowing from ultraviolet exposure and provides a durable, long-lasting finish that offers improved resistance to chemicals, petroleum, and abrasives. Available in 3.78L and 18.9L.



**VOCOMP-25**

**W.R. MEADOWS OF CANADA**

VOCOMP-25 water-based acrylic concrete sealer is a ready-to-use concrete curing and sealing compound formulated with 25% solids, with special acrylic polymers in a true water-based carrier. VOCOMP-25 provides improved resistance to rain, sun, freezing temperatures, petroleum, deicing salts, cleaning agents (except aromatic solvents), diluted caustics, and other pollutants. Sizes available: 3.78L, 18.9L and 208L.



**VOCOMP-30**

**W.R. MEADOWS OF CANADA**

VOCOMP-30 is a ready-to-use, 30% solids concrete curing and sealing compound formulated of special acrylic polymers in a true water-base carrier. VOCOMP-30 provides improved resistance to rain, sun, freezing temperatures, most acids and industrial chemicals, petroleum, de-icing salts, cleaning agents (except aromatic solvents), diluted caustics and other pollutants. Available in 3.78L and 18.9L.



**AR OIL STAIN REMOVER**

**ACROW-RICHMOND**

This OIL STAIN REMOVER is applied in liquid form, then dries to a powder that can be easily swept up. As it dries, it absorbs the moisture that causes the stain. Available in 850mL jars, 4 L, or 5 gallons.



**BARRACUDA CONCRETE STRIPPER**

**ENVIRONMENTAL MANUFACTURING SOLUTIONS**

Powered by SynTech, the world's only synthetic acid, BARRACUDA removes nearly 15% more concrete than hydrochloric acid per application. Still, all that potency comes with a triple zero HMIS score. Which makes our concrete stripper safe on skin, safe for your equipment, and safe to store anywhere you wish. Available in 18.9L and 205L.



**10K BARRACUDA**

**ENVIRONMENTAL MANUFACTURING SOLUTIONS**

BARRACUDA 10K is not only the most potent concrete stripper in the world, it is also the safest. Independent tests confirm that EMS BARRACUDA 10K, formed with EMS's patented SynTech, the world's only synthetic acid, dissolves nearly 15% more concrete than hydrochloric acid. Still, that potency comes with a triple zero HMIS score. Which makes our concrete stripper safe on skin, safe for your equipment and safe to store anywhere you wish. Available in 18.9L, 205L and 1000L.



**BLAST-OFF**

**NOX-CRETE**

Blast-Off is a powerful concrete buildup and splatter remover that lives up to its name, rapidly softening concrete to be blasted away by a power washer. Blast-Off's cleaning ability comes from a powerful carboxyl-containing organic molecule found in beets and sugar cane, which softens buildup without damaging equipment. Available in 10L and 20L.



# CHEMICALS

Acrow Richmond specializes in manufacturing hardware and accessories for the concrete construction industry. With our in-house engineering departments and over 100,000 square feet dedicated to manufacturing, we produce high quality Canadian made products.

## We offer a premium line of sealers and coatings for concrete construction

In addition to a full line of traditional configurations and sizes, we offer custom fabrication services to meet the most demanding specifications or creative designs. Our team of experts can work with your project drawings to provide cost effective solutions that meet your load demands.

Acrow-Richmond strives to be your first and only call for all of your construction needs.

1-888-777-9272

For catalogue updates go to [www.acrowrichmond.com](http://www.acrowrichmond.com)



## SPEEDY CLEAN CONCRETE & MORTAR DISSOLVER

**WINZER**

Non-Acid and Biodegradable. Designed to turn concrete, mortar, stucco, or grout into a soft mush for easy removal, CONCRETE & MORTAR DISSOLVER can be used on tools, equipment and much more.

Available in 22OZ SPRAY and 5 GAL.



## DIAMAG 7

**SIKA CANADA INC.**

Sika Diamag 7 is an economical, mineral shake-applied surface hardener. It contains carefully graded, hard wearing particles, which provide an exceptionally durable surface. Special dispersing and plasticizing agents promote ease of incorporation into the concrete surface. Sika Diamag 7 is premixed and ready-to-use.

Available in 25kg bags.



## SIKAFLOOR 3S CONCRETE DENSIFIER

**SIKA CANADA INC.**

SIKAFLOOR 3S is a one-component liquid sodium silicate surface hardener. SIKAFLOOR 3S is odourless, colourless, biodegradable, VOC compliant and reacts chemically to produce a hard, dust-free finish. Available in 20L.



## 750 XYLENE

**W.R. MEADOWS OF CANADA**

XYLENE is a strong, colourless solvent effective for thinning specialty coatings and for cleaning tools and equipment. Sizes available: 3.78L and 18.9L.



## BELLATRIX

**W.R. MEADOWS OF CANADA**

BELLATRIX is formulated using dual-protection technology combined with unique hybrid polymers to offer the ultimate in concrete protection. Proprietary, dual-action technology provides the ultimate in both penetrating and film-forming concrete. BELLATRIX offers environmentally friendly, VOC-compliant protection, which provides increased stain suspension and resistance against most contaminants found in kitchens, retail food stores, restaurants, malls, garages, warehouses, distribution centres, etc. Available in 3.78L and 18.9L.



## Primers & Adhesives

National Concrete Accessories offer a full line of construction adhesives, concrete adhesive, primers and concrete bonding adhesive from the best brands in the industry. General construction adhesives have endless applications and can range from simple wood glue to high performance epoxy based chemicals that provide a secure and durable bond for the intended usage. Concrete adhesives are specifically designed to adhere to concrete. With its porous nature, some general construction adhesives lack the bonding abilities required for higher strength cement adhesive specifications. Primers and bonding agents can be used in many different situations like new construction where specialty flooring products will be utilized or in a restoration situation where new concrete, or a repair chemical will be placed onto an existing concrete surface. Bonding adhesives for concrete also can usually be added to the concrete compound during the initial mix to create an even stronger bond between it and the substrate.



### TITEBOND WHITE GLUE

#### TITEBOND

TITEBOND WHITE GLUE is an exceptionally strong, economical white glue that sets faster than most other comparable glues. Its versatile formula is ideal for general woodworking applications, as well as many other porous and semi-porous materials. TITEBOND WHITE GLUE provides a strong initial tack and sets fast to reduce clamp time. It provides a translucent glue line, offers excellent sandability and is unaffected by finishes. TITEBOND WHITE GLUE is easy to use, non-toxic and cleans up with water.



### TITEBOND ORIGINAL WOOD GLUE

#### TITEBOND

TITEBOND ORIGINAL WOOD GLUE is the industry standard for woodworking. It provides a strong initial tack and fast speed of set to reduce clamp time. It also develops a bond stronger than the wood itself, offers excellent sandability and is unaffected by finishes. TITEBOND ORIGINAL can help any woodworker achieve professional-looking results. It is ideal for wood, hardboard, particleboard, leather, cloth and most other porous materials. TITEBOND ORIGINAL is easy to use, non-toxic and cleans up with water. Available in 4 OZ , 8 OZ, 16 OZ and 32 OZ, 1 GAL, 5 GAL, AND 55 GAL..



### TITEBOND II WOOD GLUE

#### TITEBOND

TITEBOND II PREMIUM WOOD GLUE is the only leading brand, one-part wood glue that passes the ANSI Type II water-resistance specification. It is ideal for exterior woodworking projects, including outdoor furniture, birdhouses, mailboxes, planters and picnic tables. TITEBOND II PREMIUM provides a strong initial tack, fast speed of set, superior strength and excellent sandability. It is FDA approved for indirect food contact (cutting boards) and is ideal for radio frequency (R-F) gluing systems. Available in: 4 OZ , 8 OZ, 16 OZ, 32 OZ, 1 Gal, 5 Gal and 55 Gallon.



### TITEBOND III ULTIMATE WOOD GLUE

#### TITEBOND

TITEBOND III ULTIMATE WOOD GLUE is the first one-part, water cleanup wood glue ever offered that is proven waterproof. The waterproof formula passes the ANSI/HPVA Type I water-resistance specification and offers superior bond strength, longer open assembly time and lower application temperature. TITEBOND III is non-toxic, solvent free and cleans up with water - safer to use than traditional waterproof wood glues. It provides strong initial tack, sands easily without softening and is FDA approved for indirect food contact (cutting boards). The ultimate in wood glues - ideal for both interior and exterior applications. Available in 4 OZ , 8 OZ, 16 OZ, 32 OZ, 1 gal, 5 gal and 55 gal.



### TITEBOND ALL WEATHER SUBFLOOR ADHESIVE

#### TITEBOND

TITEBOND ALL WEATHER SUBFLOOR ADHESIVE is the ideal choice for subfloor installations. It is designed for particleboard, OSB, engineered lumber and wet, frozen and treated lumber. It offers a strong initial tack, provides superior strength and remains permanently flexible. TITEBOND ALL WEATHER fills gaps and irregularities between materials and provides a more solid backup surface. It reduces the amount of nailing and helps eliminate squeaky floors. It also works extremely well in colder temperatures. Available in 10oz and 28oz.



### TITEBOND GREENCHOICE WEATHERPROOF SUBFLOOR ADHESIVE

#### TITEBOND

GREENCHOICE WEATHERPROOF SUBFLOOR ADHESIVE is a professional-strength formula designed for subfloor installations and plywood use. It provides a permanent bond that remains flexible, reduces nailing and helps eliminate squeaky floors. GREENCHOICE SUBFLOOR is a VOC-compliant formula containing no ozone depleting chemicals, making it safer for you and the environment. Unlike solvent-based adhesives, it is nonflammable, emits no harmful fumes and cleans up with water.



### TITEBOND PROVANTAGE WEATHERPROOF SUBFLOOR ADHESIVE

#### TITEBOND

PROVANTAGE™ WEATHERPROOF SUBFLOOR ADHESIVE is a high-performance, VOC-compliant formula ideal for subfloor installations and general plywood use. It offers a strong initial tack and excellent bond strength for particleboard, OSB, engineered lumber and wet, frozen and treated lumber. PROVANTAGE SUBFLOOR ADHESIVE provides a permanent bond that remains flexible, reduces nailing and eliminates squeaky floors. It can be easily extruded from 0°F - 100°F for applications in various climates. Available in 10oz and 28oz.



### TITEBOND FAST SET POLYURETHANE CONSTRUCTION ADHESIVE

#### TITEBOND

Titebond® Fast Set Polyurethane Construction Adhesive is a one-component, advanced adhesive technology designed to build strength faster than other comparable products. It can be used for interior and exterior construction projects, and is the highest performing product of its kind, offering unmatched strength and durability even when bonding non-porous materials. It offers a fast set-up time as well as a smooth bead for effortless extrusion even in near-freezing temperatures. It is ideal for virtually all building materials, including wet, frozen, engineered and treated lumber, metal, plastic, foam, mirror, concrete and brick. Available in 10oz or 28oz cartridges.



### TITEBOND HEAVY DUTY CONSTRUCTION ADHESIVE

#### TITEBOND

Titebond Heavy Duty Construction Adhesive is a versatile adhesive that exceeds the APA's AFG-01 specification. It is designed for a wide range of construction applications including wet, frozen and treated lumber. It is also ideal for metal, brick, concrete, mirrors, ceramics and most large panel-type substrates. Titebond Heavy Duty fills gaps and irregularities between materials and provides a more solid backup surface. It reduces the amount of nailing and helps eliminate squeaky floors. It also offers excellent water-resistance and remains permanently flexible. Available in 10.5 OZ and 29 OZ.



### TITEBOND GREEN CHOICE HEAVY DUTY CONSTRUCTION ADHESIVE

#### TITEBOND

GREENchoice Heavy Duty Construction Adhesive offers superior interior and exterior strength. Its all-purpose versatility is ideal for all common building materials. It provides a strong grab, fills gaps and irregularities and will remain permanently flexible. GREENchoice Heavy Duty is a VOC-compliant formula containing no ozone depleting chemicals, making it safer for you and the environment. Unlike solvent-based adhesives, it is nonflammable, emits no harmful fumes and cleans up with water. Available in 10.5 OZ and 29 OZ.



### TITEBOND INTERIOR/EXTERIOR CONSTRUCTION ADHESIVE

#### TITEBOND

TITEBOND INTERIOR/EXTERIOR CONSTRUCTION ADHESIVE is a versatile adhesive ideal for wood, paneling, drywall, ceramic tile, metal, foamboard and tub surrounds. It is also effective for installing foam insulation and panels to most building materials. TITEBOND INTERIOR/EXTERIOR provides excellent water-resistance and works extremely well in colder temperatures. It also offers a 10-minute working time to allow precise placement of materials. It exceeds the ASTM C557 specification. Available in 10.5 OZ and 28 OZ.



### TITEBOND LANDSCAPE RETAINING WALL ADHESIVE CARTRIDGE

#### TITEBOND

TITEBOND LANDSCAPE RETAINING WALL ADHESIVE is a professional strength adhesive for use on retaining and landscape decorative wall systems. It is specifically formulated for use with concrete, wood, brick, masonry, pavers and most other common landscaping materials. TITEBOND LANDSCAPE RETAINING WALL ADHESIVE works well on dry, damp, and cold surfaces to provide a long lasting bond. It is strong enough to resist water and frost. Available in 10.5 OZ and 29 OZ.

## THE SPEED YOU NEED

Regardless of the job or project, you don't want a construction adhesive to slow you down. You need it to set fast, have excellent strength, and reliably work on a variety of building materials, so you can move on to the next task and not worry about call-backs.

**Titebond Fast Set** delivers the bond you want, with the strength and speed you need.



titebond.com/FastSet



**MASTERWELD 948**

**MASTER BUILDERS SOLUTIONS BY BASF**

MasterWeld 948 is a one component, high strength, high solids, polyurethane adhesive. It produces a permanent overnight bond to almost any substrate in a variety of climates.



**SIKABOND CONSTRUCTION ADHESIVE**

**MASTER BUILDERS SOLUTIONS BY BASF**

SIKABOND CONSTRUCTION ADHESIVE (Anciennement Sikaflex 11FC). SikaBondConstruction Adhesive is a one-component, gun-grade, adhesive and sealing compound of permanent elasticity. This dual-purpose material is based on a special moisture-cured polyurethane with an accelerated curing time.



**PRIMER E**

**MAPEI INC.**

Primer E is a two-component, 100%-solids epoxy primer and bonding agent designed for use with MAPEI self-leveling underlayments using MAPEI's sand broadcast method. Primer E is the most effective method for bonding to nonporous, dense substrates before installing self-leveling underlayments subject to high stress. Primer E's low viscosity makes installation fast and easy, and provides excellent penetration into the substrate and therefore a tenacious bond.



**PRIMER L**

**MAPEI INC.**

PRIMER L is a concentrated, solvent-free acrylic primer used before the installation of underlayment materials. It is green for easy identification. PRIMER L improves the bond between a properly prepared and profiled concrete substrate, and selfleveling underlayment. PRIMER L can also be used as a primer for gypsum-based underlayments and patches.



**PRIMER T**

**MAPEI INC.**

PRIMER T is a low-VOC, water-based acrylic primer that enhances the performance and adhesion of self-leveling underlayments (SLUs) on nonabsorbent surfaces such as ceramic tile, vinyl composition tile (VCT), epoxy moisture barriers and adhesive residue, as well as profiled, absorbent surfaces. Suitable for a wide variety of substrates, PRIMER T combines excellent versatility with an easy, low-odor application.



**SIKA ARMATEC 110 EPOCHEM**

**SIKA CANADA INC.**

SIKA ARMATEC 110 EPOCHEM is a 3-component, solvent-free, moisture-tolerant, epoxy-modified, cementitious product specially formulated as a bonding agent and anti-corrosion coating. Used to coat reinforcing steel to prevent corrosion, or as a bonding agent for repairs to concrete and steel. Will also work as a bonding agent for placing fresh plastic concrete to existing hardened concrete.



**SIKALATEX R**

**SIKA CANADA INC.**

SIKALATEX R is an acrylic-polymer latex. It can be used as a general-purpose admixture, or as a bonding agent between fresh and existing concrete. Can be mixed with concrete or mortar to enhance adhesion. It also increases the freeze/thaw durability.



**POINTING MASTIC**

**W.R. MEADOWS OF CANADA**

POINTING MASTIC is a pre-mixed, cold-applied, polymeric, single-component sealing compound. POINTING MASTIC was specifically designed to seal all exterior, vertical, and horizontal terminations of MEL-ROL®, PRECON®, MEL-DEK™, AIR-SHIELD™, PERMINATOR®, and PREMOULDED MEMBRANE® VAPOR SEAL WITH PLASMATIC® CORE from W. R. MEADOWS. It is also used for adhesive bonding of PROTECTION COURSE and MEL-DRAIN. POINTING MASTIC can be used on all patches and overlaps in detail areas. It offers excellent cohesive and adhesive qualities when applied to structural concrete, masonry, and/or wood. Once applied, it provides excellent adhesive and bonding strengths. POINTING MASTIC cures to form a tough, flexible membrane. Available in 29 OZ and 19L.

**FULL LINE DISTRIBUTOR OF THESE QUALITY BRANDS**







## Expansion Joints & Backer Rod

All joints or seams between two concrete surfaces or other materials should have an expansion joint material installed to absorb surface movements, and prevent damage to either structure. Expansion joints come in many styles, materials and sizes. The selection of the proper expansion joint for your project will vary based upon the installation environment, traffic and load conditions, and size of the joint itself. National Concrete Accessories carries a full line of premium expansion joints in fiber and foam materials including hard and soft backer rod in a variety of lengths, widths and heights for any project you may be working on.



### STANDARD CLOSED CELL BACKER ROD

#### ACROW-RICHMOND

A BACKER ROD is used for concrete precast building. BACKER RODS are inserted between the concrete panels to fill the gap, thus providing a 'backer' for the caulking that is applied. These BACKER RODS can be used around doors, windows, wall joints, as well as foundations. Available sizes: 1/4" X 4000', 1/2" X 2500', 3/4" X 1100', 3/8" X 2100', 5/8" X 1550', 7/8" X 850', 1" x 600', 1-1/4" X 400', 1-1/2" X 420', 2" X 252', 2-1/2" X 162, 3" X 102', 4" X 54'.



### SOFT TYPE BACKER ROD

#### ACROW-RICHMOND

SOFT BACKER ROD is a soft, non-gassing, pliable, bi-cellular backup material for construction joints and applications that require sealants. It performs as a depth control for most known cold applied sealants and also helps sealant to assume the optimum hour-glass shape. SOFT BACKER ROD is especially suited for applications with irregular and varying joint widths where standard closed cell backer rods are not appropriate and where bubbling concerns are critical. Common applications for the soft backer rod include expansion and contraction joints, window glazing, curtain wall construction partitions, parking decks, bridge and highway construction pavement maintenance, and log home chinking. Available sizes: 2-1/2" x 144', 1-1/2" X 396', 1-1/8" X 500', 2" x 228', 3/8" X 2100', 5/8" X 1550', 7/8" X 850'.



### COLORSEAL

#### EMSEAL

COLORSEAL is comprised of an open-cell polyurethane foam impregnated with a water-based, stabilized, polymer-modified acrylic. It is factory pre-coated with high-grade water-resistant silicone. Can be used with facades, EIFS, panelized systems, and horizontal deck joints. Also available in a seismic version for use where a need for greater joint movement is required.



### DSM SYSTEM

#### EMSEAL

The DSM SYSTEM builds on a track record of over 30 years of sealing horizontal plane and below-grade joints with impregnated foam sealants. The system is comprised of pre compressed, silicone-and-impregnated-foam hybrid installed into field-applied epoxy adhesive on the joint faces with the silicone bellows locked to the joint faces with a silicone sealant band. Ideal for new construction and retrofit of old or failed joint systems in concrete or in embedded metal angles where demolition and removal of the metal angles is not feasible or affordable.



### EMSHIELD WFR2

#### EMSEAL

EMSHIELD WFR2 features two water-repellant silicone sealing surfaces each adhered to fire-retardant impregnated foam backing. Because of the symmetrical design, either side can face out from an exterior or interior wall and maintain a 2 fire-rating. When either (or both) faces have a field-applied band of silicone that face is watertight.



### EMSHIELD DFR2

#### EMSEAL

EMSHIELD DFR2 is a UL-certified 2-hour fire-rated, watertight sound suppressing, expansion joint. EMSHIELD DFR2 features a traffic-grade silicone sealing surface on both the upper and lower faces, adhered to a fire-retardant impregnated foam backing. Available sizes: 2", 2" WIDE 4" DEEP.



### EMSHIELD DFR3

#### EMSEAL

EMSHIELD DFR3 is a 3-hour UL-certified fire-rated and watertight expansion joint. It offers outstanding performance features and sizing specifications. EMSHIELD DFR3 features a traffic-grade silicone sealing surface adhered to a fire-retardant impregnated foam backing and an intumescent bellows on the bottom (fire) side.



**DECK-O-FOAM**

**W.R. MEADOWS OF CANADA**

DECK-O-FOAM expansion joint filler is a flexible, lightweight, non-staining, polyethylene, closed-cell expansion joint filler. It is a chemical-resistant, ultraviolet stable, non-absorbent, low-density, cost-effective, compressible foam that offers an extended service life in both interior and exterior applications. DECK-O-FOAM is supplied with a convenient, pre-scored removable strip to provide a uniform sealing reservoir in the joint. It also serves as a sealant bond-breaker and provides a cost-effective alternative as an expansion joint in all concrete paving projects. It is compatible with all currently available cold-applied sealants. Available sizes: 1/4" X 6" x 100', 1/4" X 4" x 100', 1/4" X 8" x 100', 1/2" X 4" X 50', 1/2 X 8 X50', 1/2" X 3" X 50', 1/2 X 5 X50', 1/2 X 6 X50'.



**FIBRE EXPANSION JOINT**

**W.R. MEADOWS OF CANADA**

FIBRE EXPANSION JOINT is composed of cellular fibres securely bonded together and uniformly saturated with asphalt to assure longevity. Wherever a cost-effective joint filler is required. FIBRE EXPANSION JOINT meets the need. FIBRE EXPANSION JOINT is versatile, resilient, flexible, and non-extruding. When compressed to half of its original thickness, it will recover to a minimum of 70% of its original thickness. FIBRE EXPANSION JOINT will not deform, twist, or break with normal on-the-job handling. Breakage, waste, and functional failure resulting from the use of inferior, foreign fibre materials can cost you time and dollars and can result in a substandard finished job, generating costly call backs and rework expenses. However, the purchase and installation of FIBRE EXPANSION JOINT (a small segment of the total project's cost) contributes to both the final cost efficiency and functional success, far greater in proportion than its original cost. Available sizes: 1/2 X 3, 1/2 X4, 1/2 X 5, 1/2 X 8, 1/2 X4'X10'.

**FULL LINE DISTRIBUTOR OF THESE QUALITY BRANDS**



**Sealants**

Sealants have a wide range of usages that demand different and unique performance characteristics. To ensure National Concrete Accessories has a product for your project, we carry a full line of silicone, polyurethane and latex based sealants and concrete caulking from the most trusted brands. Common sealants used in construction are sealants for windows and doors that are designed to reduce the infiltration of gases, moisture and thermal transfer. These sealants are designed to be weatherproof, but flexible to allow for normal shifting within the structure.



**AR FS300 FORM SEALANT**

**ACROW-RICHMOND**

A premium quality 100% SILICONE SEALANT that remains permanently flexible. Ideal for sealing around panels, wood forms, steel forms, and other interior/exterior building materials. Colour: White Size: 300mL.



**SIKAFLEX 1A - CARTRIDGE**

**SIKA CANADA INC.**

SIKAFLEX 1A is a premium-grade, high performance, moisture-cured, one-component, polyurethane based, non-sag elastomeric sealant. Sold by the tube. Size: 305 ml. Available in a variety of colours.



**SIKAFELX 1A - SAUSAGE**

**SIKA CANADA INC.**

SIKAFLEX 1A is a premium-grade, high performance, moisture-cured, one-component, polyurethane based, non-sag elastomeric sealant. Sold by the sausage. Size: 590ml. Available in a variety of colours.



**SIKAFLEX 15LM - CARTRIDGE**

**SIKA CANADA INC.**

SIKAFLEX 15LM is a low-modulus, high-performance, one-component, polyurethane-based, non-sag elastomeric sealant. Sold by the tube. Size: 305ml. Available in a variety of colours.



**SIKAFLEX 15LM - SAUSAGE**

**SIKA CANADA INC.**

SIKAFLEX 15LM is a low-modulus, high-performance, one-component, polyurethane-based, non-sag elastomeric sealant. Sold by the sausage Size: 590ml. Available in a variety of colours.



**SELF-LEVELING SEALANT**

**SIKA CANADA INC.**

SIKAFLEX SELF-LEVELING SEALANT is a single component, self-leveling, premium-grade polyurethane sealant with an accelerated curing capacity. Available in Grey 300mL or 850mL.



**REZI-WELD FLEX**

**W.R. MEADOWS**

REZI-WELD FLEX is a gray, two-part, pourable consistency, premium-grade, moisture-insensitive, epoxy joint filler formulation. When cured, it is semi-rigid, with a Shore D Hardness of 60. REZI-WELD FLEX was developed for use as a joint filler for saw cuts and construction joints in interior concrete floors subject to load bearing, wear or impact conditions, such as warehouse and industrial plants. These are floors that are typically subjected to hard-wheeled vehicles (such as forklifts). REZI-WELD FLEX is also suitable for filling or repairing random cracks in slabs or as an embedded control wire sealant.



**SIKAFLEX 2C SL**

**SIKA CANADA INC.**

SIKAFLEX 2C SL is a two-component, premium-grade, polyurethane-based, elastomeric sealant. It is principally a chemical cure in a self-leveling consistency. Sold with color pack. 11.4L.



**SIKAFLEX 2C NS**

**SIKA CANADA INC.**

SIKAFLEX 2C NS EZ MIX is a two-component, premium-grade, polyurethane-based, elastomeric sealant. It is principally a chemical cure in a non-sag consistency. Sold with a color pack. 5.7L.



**SIKASIL GP**

**SIKA CANADA INC.**

SIKASIL-GP is a general purpose, one-component, non-sag, elastomeric, acetoxy and anti-microbial (mildew resistant) silicone sealant/adhesive suitable for interior and exterior applications. Available colours in CLEAR TRANSLUCENT, WHITE.



**WEATHERMASTER**

**TITEBOND**

TITEBOND WEATHERMASTER SEALANT has been specifically formulated to outperform all other sealant technologies, including silicones, tripolymers and urethanes. This superior polymer formula provides the best possible performance on siding, windows, doors and vents. In addition to offering permanent flexibility, it provides unbeatable adhesion to wood, masonry, PVC, fiber cement, siding/trim and most common building materials. WEATHERMASTER SEALANT is available in over 175 colors, all of which match today's popular siding colors, regardless of material or manufacturer. If touch-ups are necessary, it may be painted with a water-based (latex-based) paint one hour after application.\* It is weather-resistant, extrudes in extreme weather conditions and is UV-resistant, making it the ideal choice for exterior applications. Safety is not compromised, as this sealant contains no solvents or isocyanates and is VOC-compliant. Size 10.5oz or 300ml.



**CONCRETE REPAIR SEALANT**

**TITEBOND**

TITEBOND CONCRETE REPAIR is a durable, acrylic latex formula for the repair of cracks in concrete, masonry and stucco surfaces. It is ideal for sidewalks, patios, basements, driveways, steps, mortar joints and house structures. In addition, it develops a strong, flexible bond that will not chip, peel or pull away from the surface. TITEBOND CONCRETE REPAIR dries quickly to a textured gray color that blends well with the surrounding surfaces. It provides an air-tight weather-resistant seal that helps prevent water and ice damage. In addition, Titebond Concrete Repair is ready to use, extrudes easily and cleans up with water when wet. 10.1 OZ CARTRIDGE.



**BLACKTOP REPAIR SEALANT**

**TITEBOND**

TITEBOND BLACKTOP REPAIR is a durable, acrylic-latex formula for the repair of cracks in asphalt driveways, playgrounds, pavement and parking lots. It offers excellent adhesion and flexibility, which are superior to traditional tar or asphalt repair products. IN ADDITION, IT WILL NOT CHIP, PEEL OR PULL AWAY FROM THE SURFACE. Titebond Blacktop Repair dries quickly to a textured black color that blends well with the surrounding surfaces. It provides an air-tight water-resistant seal that helps prevent water and ice damage. In addition, TITEBOND BLACKTOP REPAIR is ready to use, extrudes easily and cleans up with water when wet.



**RADON SEALANT**

**TITEBOND**

TITEBOND PROFESSIONAL RADON SEALANT is specifically designed to reduce the entry of radon. It should be used on foundation cracks, joints and penetrations, around foundation coatings normally used for damp proofing, and membranes surrounding the foundation. It is an extremely flexible and durable product which allows for extension and compression of at least 25%. The mold and mildew resistant formula dries quickly and can be painted within 2-4 hours of application. TITEBOND PROFESSIONAL RADON SEALANT is a VOC-compliant formula containing no added ozone-depleting chemicals, making it safer for you and the environment. It is nonflammable, emits no harmful fumes and cleans up with water.



**MASTERSEAL NP1**

**MASTER BUILDERS SOLUTIONS BY BASF**

MASTERSEAL NP 1 is a one-component, high performance, non-priming, gun-grade, elastomeric polyurethane sealant. It requires no mixing and typically requires no priming to bond to many materials, including concrete and masonry. Available in 10.1 cartridge or 20oz sausage. Available colours in Alum Gray, Anod. Aluminum, Black, Limestone, Med Bronze, Stone, Tan, Off White, White.



**MASTERSEAL NP100**

**MASTER BUILDERS SOLUTIONS BY BASF**

MasterSeal NP 100 is formulated with unique BASF polymers that allow for versatile adhesion to a variety of substrates while accommodating high movement and providing long term durability. MasterSeal NP 100 is a high performance, low modulus, high movement, non-sag, fast curing, and ready-to-use hybrid sealant. It combines the best qualities of organic and silicone sealants to keep moving joints weather-tight.

**FULL LINE DISTRIBUTOR OF THESE QUALITY BRANDS**



**Insulation**

Insulated concrete is a key component to retaining the desired temperature of a structure. We carry standard expanded polystyrene insulation, as well as rigid extruded polystyrene insulation, that can be used in a variety of applications. Also available is spray foam, which is great for getting into hard to reach areas and for filling small gaps, where air may be trapped.



**HIGHLOAD-STYROFOAM**

**DOW CHEMICAL CANADA ULC**

STYROFOAM HIGHLOAD Extruded Polystyrene Foam Insulation is a closed-cell foam insulation. Available in compressive strengths of 40, 60 and 100 psi (275, 415 and 690 kPa), STYROFOAM HIGHLOAD insulation features exceptional moisture resistance and R-value\* retention. All three STYROFOAM HIGHLOAD insulation products resist compressive creep and fatigue, delivering long-term compressive strength. Like all STYROFOAM insulation products, STYROFOAM HIGHLOAD 40, 60 and 100 are durable, versatile and reusable making them a preferred choice for a variety of high-load applications. Available in a variety of sizes.



**STYROFOAM - SM**

**DOW CHEMICAL CANADA ULC**

STYROFOAM Brand SM Extruded Polystyrene Foam Insulation is a multi-purpose extruded polystyrene board that helps to meet the needs of the commercial and residential foundation and slab market. The closed-cell structure of STYROFOAM Brand SM Insulation resists water absorption, enabling it to retain a high R-value (RSI)\* over time a necessary property in below-grade residential foundation applications. Available in Butt Edge or Shiplap Edge in a variety of sizes.



**RADON GUARD**

**PLASTI-FAB LTD.**

RADON GUARD insulation is a patent-pending sub-slab depressurization panel. RADON GUARD allows for soil gas removal, insulates the concrete slab and provides a capillary break between the ground and the air barrier.



**PLASTISPAN - EXPANDED POLYSTYRENE**

PLASTI-FAB LTD.


EPS is a closed cell, rigid foam plastic insulation that does not contain a blowing agent that provides a temporary increase in thermal resistance. PlastiSpan insulation applied as continuous insulation over foundations, walls and roofs eliminates thermal bridging, increasing your total effective RSI/R-value. This reduces energy costs and increases your energy savings. Available in Type 1 or Type 2 in a variety of sizes.



**PLASTISPAN 25**

PLASTI-FAB LTD.

PlastiSpan 25 Insulation is a moulded expanded polystyrene (EPS) insulation. It meets or exceeds the requirements of CAN/ULC-S701, type 3 Standard for Thermal Insulation, Polystyrene, Boards and Pipe Covering. The closed cell structure of PlastiSpan 25 insulation resists water absorption so it will retain its R-value even in applications where severe temperature differentials occur. PlastiSpan 25 insulation meets all building code requirements is listed under CCMC-12426-L with a long term thermal resistance of RSI 0.74/25 mm (R-value 4.27/inch).



**PLASTISPAN HD INSULATION**

PLASTI-FAB LTD.

PlastiSpan Insulation HD is a moulded expanded polystyrene (EPS) insulation with a higher R-value and compressive resistance of 16 psi that meets CAN/ULC-S701, Type 2 requirements. The closed cell insulation resists moisture, with thermal resistance - RSI 0.70/25 mm R-value 4.04/inch. CCMC 12425-L listed. Continuous insulation eliminates thermal bridging, increasing your total effective RSI/R-value. This reduces energy costs and increases your energy savings.

# The Toughest Solution TO WITHSTAND THE PRESSURE



**Plasti-Fab EPS  
Product Solutions**  
*For residential, commercial and industrial applications*

- PlastiSpan®, PlastiSpan® HD
- PlastiSpan® 25, 30 & 40
- Radon Guard Insulation
- GeoSpan® Compressible Fill
- GeoVoid® Compressible Fill



**1-88-THINK EPS®**  
**www.PlastiFab.com**  
**Twitter: @PlastiFab**

**NOTES**

---

---

---

---

---

---

---

---

---

---

---

---

---

---

---

---



The harshest of conditions require superior protection from the elements. STYROFOAM™ Brand XPS Insulation has been the leading choice for below grade



**NORDIC VOID**

**NORSEMAN GROUP LTD.**


Our engineered structural load bearing, resilient void form has been designed to protect foundations from damage due to frost heave and soil swell. Compared to traditional void materials, Norseman's NORDIC VOID will not biodegrade or collapse under the foundation. As the ground pressure subsides, it will recover most of its thickness and prevent the void space from filling with unwanted materials – protecting the foundation year after year. Available in multiple sizes and densities.



**CONCRETE FACED INSULATED WALL PANELS**

**TECH-CRETE PROCESSORS LTD.**

TECH-CRETE CFI wall panels are pre finished exterior insulating panels designed for use in perimeter foundation and low rise wall installation. Consider them also for tank processes requiring temperature control. Available in 2", 3", and 4".



**GEOVOID COMPRESSIBLE FILL**

**PLASTI-FAB LTD.**

GeoVoid compressible fill material is an expanded polystyrene product designed to act as a compressible medium between swelling soils and structural elements. Where long-term soil movement can be predicted, GeoVoid compressible fill material can be designed to reduce the forces that would be induced on structures by soil movement, thus reducing the likelihood of damage to the structure above. GeoVoid design for each application is based on the thickness and depth of the GeoVoid compressible fill material which is unaffected by water, does not support vermin or insects, and the dimensions can be easily adjusted on the job site.



**GEOSPAN COMPRESSIBLE FILL**

**PLASTI-FAB LTD.**

GEOSPAN compressible fill material is an expanded polystyrene product designed to act as a compressible medium between swelling soils and structural elements. Where long-term soil movement can be predicted, GEOSPAN compressible fill material can be designed to reduce the forces that would be induced on structures by soil movement, thus reducing the likelihood of damage to the structure above. GEOSPAN compressible fill material is unaffected by water, does not support vermin or insects, and the dimensions can be easily adjusted on the job site. Available in a variety of sizes.



**WAX MAT VOID FORM**

**VOIDFORM**

VOID FORM is an important component used in the construction of structural concrete foundations where expansive soils are present. VOID FORMS provide temporary support for structural floors, beams and walls until the concrete is self-supporting on the drilled piles or caissons. Over time, the corrugated paper used in the construction of the void form will absorb moisture from the surrounding environment. This moisture causes the void form to lose its structural integrity, thus allowing the soil to expand into the newly created void space without causing damage to the foundation. Available in a variety of sizes.



**Water Management**

Concrete waterproofing is a fundamental need for any building to protect its foundation even in the event of a foundation crack. National Concrete Accessories supplies a wide range of waterproofing concrete options. Whether you are waterproofing a joint or a foundation, we have what you will need to protect the structure from moisture infiltration.



**CETSEAL - ADHESIVE FOR RX SWELLING WATERSTOP**

**CETCO**

CETSEAL is a multi-purpose, single component polyether moisture cure sealant/adhesive. Cetseal is a low VOC, 100% solids, non-shrinking product with excellent UV resistance. Available in a 10.1 oz Cartridge.



**RX-101 SWELLING WATERSTOP**

**CETCO**

WATERSTOP - RX is a hydrophilic strip waterstop designed to stop water infiltration through cast-in-place concrete construction joints by expanding upon contact with water. Available in 100'.



**DELTA-DRAIN 6000 HI-X**

**COSELLA DORKEN PRODUCTS INC.**

DELTA-DRAIN 6000 HI-X provides a continuous path for water discharge and relieves hydrostatic pressure buildup. It is suitable for applications in underground wall construction, caisson, pile and lagging wall drainage, retaining walls, bridge abutments, and as relief layer for hydrostatic pressure on any subsurface structure. Available in 4' x 50' and 6' x 50'.



**DELTA-DRAIN 9000 HI-X**

COSELLA DORKEN PRODUCTS INC.

DELTA-DRAIN 9000 HI-X is a high-performance, high-strength drainboard ideally suited for demanding horizontal drainage applications in plaza deck and pavement construction, and split slabs where high compressive strength and high flow rates are required.



**DELTA-FAST'NER**

COSELLA DORKEN PRODUCTS INC.

The DELTA-FAST'ner is a multistud fastener for the safe attachment of DELTA-MS and DELTA-DRAIN to the foundation wall.



**DELTA-MS**

COSELLA DORKEN PRODUCTS INC.

DELTA-MS is a highly effective foundation protection system, based on a uniquely shaped air-gap membrane. It reliably keeps ground moisture away from the foundation wall - a key factor in achieving a permanently dry basement. Available in: 5' X 65'6", 6'x 65'6", 8' x 65'6" and 9'8" x 65'6".



**DELTA-MOULDING STRIP**

COSELLA DORKEN PRODUCTS INC.

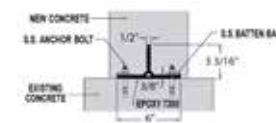
DELTA-MOLDSTRIP is a molding used to finish off the installation of DELTA membranes around windows and doors, and at grade level or grade changes in the foundation. It is attached with concrete nails.



**DELTA TERMINATION BARS**

COSELLA DORKEN PRODUCTS INC.

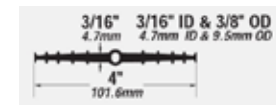
DELTA-TERMINATION BAR is used to fasten the flat tab of the DELTA membrane to the foundation walls, and to stop debris from clogging the "air gap" drainage plane behind the membrane. Available in 1" x 6-1/2" in bundles of 10 or 50.



**TYPE 609 RETROFIT WATERSTOP KIT**

SIKA CANADA INC.

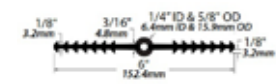
Retro-fit waterstop is available for sealing existing concrete structures and new concrete placement. The system consists of PVC waterstop, stainless steel batten bars and anchor bolts.



**PVC WATERSTOP - TYPE 701 - 4" X 3/16"**

SIKA CANADA INC.

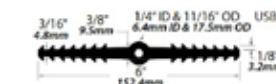
The TYPE 701 WATERSTOP is 4" x 3/16" with an inner bulb. Available in 50' rolls.



**PVC WATERSTOP - TYPE 703 - 6" X 3/16"**

SIKA CANADA INC.

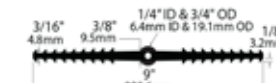
PVC waterstops to seal construction and expansion joints. Multi-ribbed sections provide optimum sealing characteristics.



**PVC WATERSTOP - TYPE 705 - 6" X 3/8"**

SIKA CANADA INC.

PVC waterstops to seal construction and expansion joints. Multi-ribbed sections provide optimum sealing characteristics.



**PVC WATERSTOP - TYPE 709 - 9" X 3/8"**

SIKA CANADA INC.

The most versatile design of waterstop available. The centerbulb accommodates transverse, lateral and shear movements. Larger centerbulbs will accommodate greater movements mechanically without significantly stressing the material. Ribbed styles have superior sealing capabilities over dumbbell style waterstops. Also available in arctic grade.

**DELTA<sup>®</sup>System**

DELTA<sup>®</sup> protects property. Saves energy. Creates comfort.

**DELTA<sup>®</sup>**

The best way to keep out moisture.



**DELTA<sup>®</sup>-DRAIN 000 HI-X**

The direct route for re-directing ground water.<sup>™</sup>



**DELTA<sup>®</sup>-MS (Membrane System)**

The foundation wrap.<sup>™</sup>



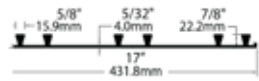
**DELTA<sup>®</sup>-FOOTING BARRIER**

Capillary break membrane for footings.<sup>™</sup>

COSELLA DÖRKEN

1-888-4DELTA4 (433-5824) - [www.cosella-dorken.com](http://www.cosella-dorken.com)





**PVC WATERSTOP - TYPE 777 - 17" X 5/32"**

**SIKA CANADA INC.**

Use at joints of slab-on-grab or walls that will be back filled. This design is easy to form and ensures accurate functional placement.



**COLPHENE 3000**

**SOPREMA**

COLPHENE 3000 self-adhesive membrane is made from the most reliable SBS modified bitumen in the industry and has a tri-laminated woven polyethylene facer. It is extremely flexible, easy to handle, and fits easily around the sharp contours and angles of concrete footings and foundations. COLPHENE 3000 is the perfect solution for below grade and foundation wall waterproofing. Available in summer or winter grade formulas.



**MEL-ROL WATERPROOFING MEMBRANE**

**W.R MEADOWS OF CANADA**

MEL-ROL waterproofing system is a flexible, versatile, dependable, roll-type waterproofing membrane. It is composed of a nominally 56 mil thick layer of polymeric waterproofing membrane on a heavy duty, four-mil thick, cross-laminated polyethylene carrier film. The two components are laminated together under strict quality-controlled production procedures. Available in standard and low temperature in a variety of roll sizes.



**MEL-ROL LM**

**W.R MEADOWS OF CANADA**

MEL-ROL LM is a single-component, polymer-modified, cold-applied, water-based, liquid waterproofing membrane ideal for below-grade vertical seamless waterproofing applications. We have taken the same high quality rubber polymers found in MEADOWS successful MEL-ROL peel and stick membrane and converted them into a heavy-bodied, high solids, quick drying liquid membrane. Available in 3.78L or 18.9L pails.



**MASTERSEAL M200SLV**

**MASTER BUILDERS SOLUTIONS BY BASF**

MasterSeal M 200, a one-component, moisture-curing polyurethane; part of the MasterSeal Traffic 1500 systems, polyurethane waterproofing, traffic-bearing membrane systems for vehicular and pedestrian areas.



**MEL-ROL - ALL SEASONS**

**W.R MEADOWS OF CANADA**

MEL-ROL LM (ALL SEASON) is a single-component, polymer-modified, cold-applied, liquid waterproofing membrane ideal for below-grade vertical seamless waterproofing applications. MEL-ROL LM (ALL SEASON) is formulated with the same high quality rubber polymers found in MEADOWS successful MEL-ROL peel and stick membrane, converting them into a heavy-bodied, high solids, quick drying liquid membrane. The liquid-membrane technology allows faster installation times using either a spray or roller application. Available in 18.9L.



**PROTECTION COURSE**

**W.R MEADOWS OF CANADA**

PROTECTION COURSE (VIBRAFLEX PC) waterproofing protection board is a semi-flexible core board composed of a mineral-fortified asphaltic core between two outside layers of asphalt-impregnated fibreglass mat. The product is available in two nominal thicknesses: 3.2 mm (1/8") and 6.4 mm (1/4").

The World Standard in Concrete Waterproofing by Crystallization

# Integral Concrete Waterproofing System

NO EQUAL

XYPEX forms a non-soluble crystalline structure deep within concrete to block pores and seal micro-cracks against water and aggressive chemicals, even under extreme hydrostatic pressure. Available as a coating, an admix or as a repair system, Xypex is ideal for new construction, rehabilitation, and precast applications.



Xypex Coating



Xypex Admix



Xypex Repairs



1.800.961.4477 | xypex.com





**MUCH MORE ...**



**... than just  
WATERPROOFING!**

Superior product performance and reliability. Dependable support by a team of highly experienced professionals. That's building trust.



**SIKA CANADA INC.**  
501, avenue Delmar  
Pointe-Claire, Qc H9R 4A9  
1-800-933-SIKA  
www.sika.ca

**BUILDING TRUST  
CONSTRUIRE LA CONFIANCE**



**Air Management**

Air and vapor barriers primary functions are to prevent the transfer of air and water vapor between two areas. They can effectively reduce energy costs, improve comfort and prevent deterioration of the structure. Air and vapor barriers can come in both self-adhering membranes, as well as in liquid form, for a variety of application specifications. Asphaltic air and vapor barriers are a self-adhering membrane that is ideal for above grade applications. Their ability to bond to most surfaces at temperatures down to -7 degrees Celsius without the use of a flame, makes them very versatile and easy to install.



**3015 AIR & VAPOR BARRIER**

**3M CANADA COMPANY**

3015 is an innovative, proprietary, translucent air and vapor barrier that uses non-asphaltic-based adhesives, which permit an extended application temperature range between 0 degrees F to 150 degrees F. It does not require primer for most substrates and can withstand up to 6 months of direct UV exposure.

Sizes available: 2-3/8" X 75', 4"X75', 6"X75', 9"X75', 12"X75', 18"X75', 26"X75', 36"X75' and 48" X 75'.



**FROTH-PAK 180/200 OR 600/620 KITS**

**DOW CHEMICAL CANADA ULC**

FROTH-PAK Polyurethane Foam Systems are ready to quickly and professionally fill your needs. FROTH-PAK foam is a two-component, quick-cure polyurethane foam that fills cavities, penetrations and cracks for air sealing, insulation, sound damping, structural stabilization and more.



**GREAT STUFF PRO GAPS & CRACKS**

**DOW CHEMICAL CANADA ULC**

GREAT STUFF PRO GAPS & CRACKS inhibits the spread of flames through concealed spaces. It's a minimal-expanding, single component polyurethane foam sealant for general purpose building envelope air sealing. It fills gaps up to 3" (75 mm) and expands to take the shape of cracks and voids, forming a permanent, airtight and water-resistant bond to vinyl, wood and metal surfaces. Available for use with a gun or straw in 24oz & 30oz.



**GREAT STUFF PRO WINDOW & DOOR**

**DOW CHEMICAL CANADA ULC**

With GREAT STUFF PRO Window & Door Insulating Foam Sealant, you can achieve a better window or door installation. GREAT STUFF PRO Window & Door helps to prevent drafts, repels water and more, resulting in a higher quality installation, improved home comfort and greater customer satisfaction. Available for use with a gun or straw in 20oz.



**CGSB VAPOUR BARRIER**

**LAYFIELD GEOSYNTHETICS & INDUSTRIAL FABRICS**

Polyethylene VAPOUR BARRIER. Prevent the potential problems of trapped moisture, including wood decay and mold growth, with a properly installed vapor barrier. Polyethylene VAPOUR BARRIERS are suitable for use in the interior of below grade building construction, above-grade building construction, under concrete, ground cover, and many other applications. Available in a variety of sizes.



**SOPRASEAL STICK 1100T**

**SOPREMA**

The SOPRASEAL STICK 1100T air/vapour barrier membrane is made from SBS modified bitumen and a three-ply polyethylene woven complex. It is used as an air/vapour barrier membrane on gypsum panels and concrete blocks, and as a transition membrane. To ensure sealing of various openings, such as window contours, you can also obtain SOPRASEAL STICK 1100T in cut rolls. SOPRASEAL STICK 1100T and Tape WG Winter grade can be applied at -10 to 10 degrees C (14 to 50 degrees F). Available in sizes 3”X22.9M, 4”X22.9M, 6”X22.9M, 9”X22.9M, 12”X22.9M and 18”X22.9M.



**SOPRASEAL STICK VP**

**SOPREMA**

SOPRASEAL STICK VP is a self-adhesive vapour permeable and air barrier membrane with a tri-laminated polypropylene facer. It can also be used as a through-wall flashing membrane and transition membrane. Furthermore, no primer is required and it can be exposed to UV light up to 180 days.



**ELASTOCOL STICK**

**SOPREMA**

ELASTOCOL STICK is a primer designed to enhance the adhesion of self-adhesive membranes on porous surfaces. It is composed of SBS synthetic rubbers, adhesion-enhancing resins and volatile solvents. It is used as a primer on surfaces such as concrete, metal and wood. Available in 1 Gal and 5 Gal.



**AIR-SHIELD LM**

**W.R. MEADOWS OF CANADA**

AIR-SHIELD LM is a single-component, liquid-applied, water-based, polymer-modified air/vapor and liquid moisture barrier. AIR-SHIELD LM cures to form a tough, seamless, elastomeric membrane, which exhibits excellent resistance to air and moisture transmission. Available in 18.9L.



**MEL-PRIME - WATER BASED 5 GAL**

**W.R. MEADOWS OF CANADA**

MEL-PRIME W/B water-based adhesive is a ready-to-use compound specifically formulated with polymers in a true water-based emulsion. Apply MEL-PRIME W/B to simultaneously prepare and dustproof new, existing, vertical, and horizontal surfaces in one easy, economical operation. MEL-PRIME W/B is designed to condition surfaces that receive waterproofing and air and vapor barrier products from W. R. MEADOWS. Available in 3.78L and 5 Gal.



**MEL-PRIME SOLVENT-BASED VOC**

**W.R. MEADOWS OF CANADA**

MEL-PRIME is a solvent-based, ready-to-use adhesive for W. R. MEADOWS membrane systems. It is red to reddish-brown in color. MEL-PRIME simultaneously prepares and dustproofs new and old and vertical and horizontal surfaces in one easy, economical operation. MEL-PRIME is designed for surfaces to receive waterproofing and air/vapor barrier systems from W. R. MEADOWS. Available in 18.9L.



**AIR-SHIELD SELF-ADHERING AIR/VAPOUR AND LIQUID MOISTURE BARRIER**

**W.R. MEADOWS OF CANADA**

AIR-SHIELD self-adhering air/vapour and liquid moisture barrier is part of a total W. R. MEADOWS system. Also available in a low temperature version which can be applied to a substrate temperature as low as -7 degrees C (20 degrees F). Available as 18” x 75’, 38-1/2” x 75’, 9” X 75’ and 12” x 75’.



**PERMINATOR (VAPOR-MAT)**

**W.R. MEADOWS OF CANADA**

PERMINATOR underslab vapour barrier is a new generation of polyolefin-based resin/chemical technology. PERMINATOR provides the vapour barrier industry with a highly effective, economical choice for helping to reduce the penetration of moisture and water vapour through the slab into the structure, thereby helping to reduce fungus, mildew, and mould growth. PERMINATOR also helps reduce radon gas from entering the structure. Available in 12’ x 200’ 15 MIL ROLL, 15’ x 200’ 10 MIL ROLL.

**DELTA<sup>®</sup>System**

DELTA<sup>®</sup> protects property. Saves energy. Creates comfort.

**DELTA<sup>®</sup>**

The best way to keep out moisture.



**DELTA<sup>®</sup>-VENT SA**

Vapor permeable self-adhered water-resistive barrier & air barrier.

**DELTA<sup>®</sup>-VENT S**

Highly vapor permeable air & water-resistive barrier for airtight enclosures.

**DELTA<sup>®</sup>-FASDADE S**

UV-resistant water-resistive barrier for open joint claddings.

**COSELLA DÖRKEN**

1-888-4DELTA4 (433-5824) - [www.cosella-dorken.com](http://www.cosella-dorken.com)



**FULL LINE DISTRIBUTOR OF THESE QUALITY BRANDS**



**Fire Stopping**

Although concrete by nature is fireproof, a complete fire abatement systems design starts in the earliest stages of a project as many construction materials that mate to the concrete are not. To obtain the required fire resistance rating and meet the applicable building codes, our products like fire barrier coatings, fire resistant insulation, fire-resistant silicone sealants, and fire-resistant accessories will keep you in compliance. We offer cast in place concrete fireproofing devices for metal or plastic piping that is installed by attaching directly to the form before a concrete slab is poured. Mechanical, electrical or plumbing penetrants can then be routed through the device after the slab is cured and forms are removed. National Concrete Accessories also carries fire proofing moldable putty pads that are ideal to create a fire barrier in electrical boxes as the product can be molded by hand to fill, seal or repair structural gaps.



**FIRE BARRIER CAST-IN DEVICE FOR METAL PIPES**

**3M CANADA COMPANY**

Intumescent device that firestops 2-inch (50.8 mm) metallic penetrations through fire-rated concrete floor assemblies. The device is installed by attaching directly to the form before a concrete slab is poured. Creates an opening through which mechanical, electrical or plumbing penetrants can be routed after the slab is cured and forms are removed. Provides up to 3-hour fire protection. Available in 2", 3", 4", 5" and 6".



**FIRE BARRIER CAST-IN DEVICE FOR PLASTIC PIPES**

**3M CANADA COMPANY**

Intumescent device that firestops 2-inch (50.8 mm) metallic penetrations through fire-rated concrete floor assemblies. The device is installed by attaching directly to the form before a concrete slab is poured. Creates an opening through which mechanical, electrical or plumbing penetrants can be routed after the slab is cured and forms are removed. Provides up to 3-hour fire protection. Available in 2", 3", 4", 5" and 6".




**FIRE BARRIER MOLDABLE PUTTY PADS**

**3M CANADA COMPANY**

A one-part, ready-to-use, re-enterable, intumescent putty that can be easily formed to firestop wall-openings and through penetrations in fire-rated assemblies. Available in 7"X7" and 9.5"X9.5".





## Drainage Systems

To mitigate erosion, reduce flooding and protect a structures foundation, a properly engineered drainage system is required. National Concrete Accessories offers a wide range drainage systems from the most trusted brands including trench drains, wall boards and weeping tiles. Concrete drainage systems come in many styles and materials. Simple light weight systems are made from plastics and are designed for light foot traffic. Concrete trench drain are made from a polymer modified concrete and when outfitted with the proper steel grate, can hold the loads from the heaviest equipment.



### CLOSING CAP FOR DRAINLINE 100

**ACO SYSTEMS LIMITED**

CLOSING CAP made of polymer concrete designed to affix to the end of the Drainline 100 series.



### DRAINLINE 100 CHANNEL C/W GALV SLOTTED GRATE 1MTR

**ACO SYSTEMS LIMITED**

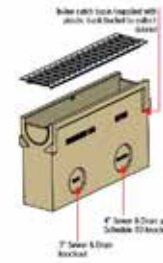
DRAINLINE 100 is a durable polymer concrete trench drain system for use around residential, office, or other light duty areas. The system offers a number of outlet options with bottom knockouts, choice of outlet caps, and in-line catch basin connections.



### DRAINLINE 100 4" INLET/OUTLET END CAP

**ACO SYSTEMS LIMITED**

The ACO DRAINLINE INLET/OUTLET CAP allows for a 4" pipe to be attached to facilitate proper drainage. Made from durable polymer concrete that can be attached using ABS/Cement sealant.



### DRAINLINE 100 CATCH BASIN C/W 1/2 MTR GALV GRATE

**ACO SYSTEMS LIMITED**

The DRAINLINE 100 CATCH BASIN is designed to catch overflow water and debris accumulated in the sloped trench drain. Outfitted with knock outs on the side to allow for proper drainage. Also supplied with a plastic trash bucket to collect debris.



### 461Q DUCTILE IRON GRATE - 1/2MTR

**ACO SYSTEMS LIMITED**

Certified to EN 1433 Load Class E - 135,000 lbs - 2,788 psi. Uses "QuickLok" boltless locking system. Suitable for use with K100, KS100, C100, H100-8, H100-10, H100K-8 H100KS-8, and NW100 channels. Manufactured from ductile iron to ASTM A 536-84 - Grade 65-45-12.



### 410Q GALVANIZED STEEL GRATE - 1MTR

**ACO SYSTEMS LIMITED**

Certified to EN 1433 Load Class A - 3,500 lbs - 70psi and uses the "QuickLok" boltless locking system. Suitable for use with K100, KS100, C100, H100-8, H100-10, and H100K-8 channels. Manufactured from 16 gauge galvanized steel, with a patented underneath reinforcement to prevent bowing and collapse.



### KLASSIKDRAIN K100

**ACO SYSTEMS LIMITED**

The ACO KLASSIKDRAIN K100 features a 4" (100mm) internal width and a wide choice of grates - from decorative to ADA -Compliant and up to Load Class E - for use in application from parking lot to shopping mall drainage. Furnished with either a galvanized steel or stainless steel edge.



### KLASSIKDRAIN K200

**ACO SYSTEMS LIMITED**

KLASSIKDRAIN - K200 features a 200mm internal width and a wide choice of grates - from a Mesh grate to a suite of Heelsafe grates and up to Load Class D (AS 3996) - for use in applications from carparks to shopping centre drainage.



**UNIVERSAL END CAP / OULET FOR K200 SERIES CHANNELS**

**ACO SYSTEMS LIMITED**

Manufactured from gray ABS to complement edge rail. Guides aid cutting to correct height. Seal using PVC-ABS cement.



**UNIVERSAL 4" END CAP FOR K100/KS100 DRAIN**

**ACO SYSTEMS LIMITED**

Fits all channels. Manufactured from gray ABS to complement edge rail. Guides aid cutting to correct height. Seal using PVC-ABS cement.



**HEXDRAIN CHANNEL WITH GRATE**

**ACO SYSTEMS LIMITED**

Manufactured from recycled polypropylene, ACO HEXDRAIN is suitable for a range of domestic applications, and it's range of innovative features makes installing drainage channel easier than ever. Available in 1 metre units, with a variety of grate options available. Additionally, corner units and accessory packs can be purchased to complete the job. Available in Black or Grey.



**HEXDRAIN CORNER UNIT**

**ACO SYSTEMS LIMITED**

The ACO HEXDRAIN with Plastic Grating is a high strength, high quality channel drainage system suitable for domestic drainage applications including landscaping, driveways and pathways. The corner unit allows for easy installation of the system. Available in Black or Grey.



**HEXDRAIN ACCESSORY PACK**

**ACO SYSTEMS LIMITED**

The HEXDRAIN accessory pack comes complete with a outlet connector, two end caps and a leaf guard. Manufactured out of recycled polypropylene, the HEXDRAIN is suitable for a range of domestic installations. Available in Black or Grey.



**DRAINLINE BLIND TEE**

**PRINSCO**

Singlewall Tee that is Blind on One Flow-Through End Allowing Pipe to Make a 90 Degree Bend. Available in 3", 4" and 6".



**DRAINLINE 3 - 4 COMBO TEE**

**PRINSCO**

4" X 3" Corrugated Drain Tile Combo Tee is a singlewall tee that can be used for both 3" and 4" Pipe.



**DRAINLINE TEES**

**PRINSCO**

A singlewall TEE that connects a lateral pipe to a main line pipe of weeping tile. Available in 3", 4" and 6".



**DRAINLINE Y'S**

**PRINSCO**

A singlewall Y that allows a 45 Degree connection to the main line pipe with weeping tile. Available in 3", 4" and 6".



**DRAINLINE CAPS**

**PRINSCO**

A singlewall external end cap that snaps over the outside corrugations of weeping tile. Available in 3", 4" and 6".



**DRAINLINE COUPLERS**

**PRINSCO**

COUPLERS designed to externally snap on to the outside of the corrugated pipe. Also available as an internal pipe coupler. Available in 3", 4" and 6".



**DRAINLINE ELBOW**

**PRINSCO**

A singlewall ELBOW used to change direction 90 degrees with weeping tile. Available in 3", 4" and 6".



**DRAINLINE WEEPING TILE**

**PRINSCO**

DRAINLINE is a soil-tight, high density polyethylene plastic pipe. It is available in several roll lengths and 10 or 20 foot straight (stick) lengths. Available in perforated (slots), drilled (holes) or non-perforated configurations, and can be supplied with high performance geotextile fabric. Available in solid or perforated in 3" x 100', 3" x 300', 4" x 100', 4" x 164', 4" x 250' or 6" x 100'.




**DRAINLINE WEEPING TILE WITH FILTER**

**PRINSCO**

DRAINLINE is a soil-tight, high density polyethylene plastic pipe. It is available in several roll lengths and 10 or 20 foot straight (stick) lengths. Available in perforated (slots), drilled (holes) or non-perforated configurations, and can be supplied with high performance geotextile fabric. Available in 3" x 100', 4" x 100', 4" x 164', 4" x 250' or 6" x 100'.

**FULL LINE DISTRIBUTOR OF THESE QUALITY BRANDS**



**Erosion Control & Geotextiles**

Soil reinforcement in the form of polypropylene netting helps prevent soil erosion, especially on steep slopes. By allowing water to drain without excess soil runoff, it helps to protect the landscaping, structure and our water systems. The netting allows vegetation, a natural erosion control system, to establish on slopes or where high erosion conditions exist and since the netting is biodegradable it turns into mulch over time. Geotextiles are used on projects where the conditions may present opportunities for contaminants to pollute the environment like roadways, landfill or chemical plants. These tightly woven fabrics allow for effective water drainage, while catching even the smallest particles and contaminants. One popular usage is to cover weeping tiles to prevent particles from gaining access to the drainage piping and creating a blockage.



**3.5OZ FILTER FABRIC**

**ACROW RICHMOND**

Geotextiles are permeable fabrics which, when used in association with soil, have the ability to separate, filter, reinforce, protect, or drain. Usually geotextiles are placed at the tension surface to strengthen the soil. Geotextiles are also used for sand dune armoring to protect upland coastal property from storm surge, wave action and flooding. . Available in 7.5'x360' or 15'x360'.



**SILT FENCE W/STAKE**

**ACROW RICHMOND**

SILT FENCE is a temporary sediment control device used on construction sites to protect water quality in nearby streams, rivers, lakes and seas from sediment (loose soil) in stormwater runoff. SILT FENCES are widely used on construction sites in North America and elsewhere, due to their low cost and simple design. Available in 3'X100'.



**SNOW FENCE**

**ACROW-RICHMOND**

A SNOW FENCE is a structure used to force drifting snow to occur in a predictable place, rather than in a more natural area. Snow fences are primarily employed to minimize the amount of snow drifting onto roadways. In rural areas, farmers and ranchers may use temporary snow fences to create large drifts in basins for a ready supply of water in the spring. Available in 4'x50' or 4'x100'.



## Decorative Chemicals

National Concrete Accessories supplies a full range of powder and liquid chemicals to enhance your decorative concrete. These chemicals can be used on either a new surface, or for beautifying existing concrete with decorative overlays. Release agents, available in powder or liquid form, are important to act as a bond breaker which ensures that the decorative stamps can be removed from the concrete without causing any damage to the pattern. Release powders are available to give your stamped concrete the highly desired antiqued appearance, as they add depth to the colour. Release powders come in many different colours that can be coordinated with your base colour to tailor the look to your preferences. If you prefer to have a consistent colour without the aged appearance, we also offer clear liquid releases that will act only as a bond breaker between your fresh concrete and the stamp.



### CLEAR LIQUID RELEASE

#### BUTTERFIELD COLOR

BUTTERFIELD COLOR CLEAR LIQUID RELEASE is a bond breaker used with stamping mats, texturing skins or texture rollers prior to imprinting concrete or cementitious overlays. It prevents the stamping or texturing tool from sticking to the surface, enhances the transfer of the detailed pattern and texture, and prolongs the surface life of the stamping mat or texturing tool. Available in 18.9L pails.



### FLAT OUT COUNTERTOP MIX

#### BUTTERFIELD COLOR

Designed for quick production and pre-casting of countertops, tabletops, concrete panels, and other architectural precast shapes and pieces. A fast setting two component cementitious concrete mix, with pieces able to be de-molded in a little as 3 hours.



### PRO PACK COUNTERTOP ADMIXTURE

#### BUTTERFIELD COLOR

Pre-measured ADMIXTURE pack designed to be combined with most standard concrete bag mixes and water. One ADMIXTURE pack combined with either an 80 lb. bag or a 60 lb. bag of standard concrete mix will convert most economical concrete bag mixes into high performance concrete countertop mix. Increases strength, reduces shrinkage, improves finishing characteristics, accelerates set time and allows decreased water cement ratio.



### T1000 PRIMER

#### BUTTERFIELD COLOR

A bonding agent which provides enhanced adhesion, workability and curing of cementitious overlays. At diluted strength the coverage is approximately 200 square feet per gallon, but varies with surface conditions. A second application is recommended.



### LITHOCHROME ANTIQUING RELEASE

#### L.M. SCOFIELD CO.

For the most realistic stamped concrete appearance, use LITHOCHROME ANTIQUING RELEASE, an odorless, high-performance, colored, powder stamp tool release. It improves the ease of separating concrete stamp tools, embossing skins or texturing tools from freshly placed concrete or cementitious materials. LITHOCHROME ANTIQUING RELEASE adds variegated color to the imprint, and can increase the perceived depth of stamp patterns. Colours Available: Classic Gray, Deep Charcoal, Pecan Tan, Platinum Gray, Stone Grey, Walnut. Available in 30L pails.



### SCOFIELD TINTURA STAIN

#### SCOFIELD SYSTEMS

LITHOCHROME TINTURA is a high-performance, self-priming, low-odor reactive polymer stain for coloring concrete surfaces. It is designed for use as a primer/basecoat beneath clear solvent or waterborne acrylic, urethane or epoxy sealers. Available in 1 gal.

Manufacturing a complete line of  
**DECORATIVE CONCRETE PRODUCTS**

Integral Concrete Color

Color Hardener

Stamping Tools

Step Form Liners

Decorative Overlays

Concrete Stains

**BUTTERFIELD**  
**COLOR**

*Engineered Concrete Performance*



1-800-282-3388 | www.butterfieldcolor.com





## Decorative Overlays & Restoration

Decorative overlays are designed to restore existing, structurally sound concrete. We carry a line of versatile and hardwearing horizontal and vertical overlays that can be applied in a variety of viscosities. With these mixtures, you can create stunning walkways and driveways, or even retaining walls, without the hassle of laying out stone work. Thin overlays are produced with fine aggregate that enable it to be fluid applied through a spray gun, or skim coated over a flat horizontal concrete surface. Stampable overlays are applied in a thicker consistency, and at a greater depth to be able to hold the shape of the stamp. Vertical wall overlays have a higher viscosity in order to hold on to the wall and they can be applied in varying thicknesses, depending on if you are stamping or just skim coating. We also offer polymer modified mixtures that can be used to create one of a kind concrete countertops, and beautiful wood look park benches, that are sure to garner attention.

## Colours, Chips & Flakes

Your choice of which colouring method to use with your concrete will depend on your desired visual appearance. Integral colour and colour hardeners come as a powder that mix into wet concrete. They produce a consistent, opaque colour, that will last many years. Stains and dyes are in liquid form and are applied after the concrete has hardened, giving a varied translucent or opaque vibrant colour. Stamping is an efficient way to give your concrete an appealing uniform pattern or texture. With the proper specialty tools that are designed to complement concrete stamps, you can achieve a custom look with little effort. Resurfacing concrete is an easy and cost effective way to add value to any property. This can be accomplished with a simple cosmetic overlay that can be applied as a skim coat to provide a fresh smooth finish, or it can be applied thick enough to allow a texture to be stamped.



### CANTERA VERTICAL WALL MIX BUTTERFIELD COLOR

Vertical concrete overlays can provide a new decorative finish to existing walls and other vertical surfaces. Mainly applied to existing concrete substrates, vertical wall mixes can also be applied to drywall, cement board, masonry, and brick. Create the appearance of natural stone, wood, brick, and masonry using vertical stamping tools, vertical texture & joint roller tools, or by hand carving a unique stone design. Vertical overlays are colored and stained using integral concrete color, acid stain and water based concrete stain.



### ELEMENTS BUTTERFIELD COLOR

A low odor, water-based, environmentally and user-friendly concrete staining system with low VOC (15-45 g/L depending on color selection). At diluted strength coverage is approximately 200-400 square feet per gallon, but varies with surface conditions. Creates translucent color variations similar to reactive acid stain. Available in 4 oz or 32 oz bottles. Colours Available: Balkan Amber, Black, Blue, Brown, Caribbean Sea, Cordovian Leather, Grey, Kona, Lichen, Purple (Indoor Use Only), Red (Indoor Use Only), Stygian, Tannin, Taupe, Weathered Bronze, White and Yellow.



### T1000 FINE BUTTERFIELD COLOR

A polymer modified, cementitious material designed for resurfacing and texturing stable, non-moving concrete floors and hardscapes. Multiple applications methods possible, smooth trowel, broom finish, splatter brush, or sprayed with a hopper gun. Available in cement grey.



### INTEGRAL COLOUR BUTTERFIELD COLOR

Packaged in pre-measured repulpable bags for accurate and convenient coloring of concrete. 11 standard base colors provide 32 color options by varying the number of bags per cubic yard. Standard base color system simplifies and reduces inventory management. Colours Available: Taupe, Adobe, Bark, Brown, Buff, Clay, Coral, Driftwood Select, Gray, Stone and Thyme.



### T1000 STAMPABLE OVERLAY BUTTERFIELD COLOR

A polymer modified, cementitious material designed for resurfacing and texturing stable, non-moving concrete floors and hardscapes. Use with T1000 Primer to provide enhanced adhesion and workability of the material. Available in cement grey.



**DO-IT-YOURSELF PIGMENT**

**INTERSTAR MATERIALS INC.**

Interstar DIY Color is a concentrated powder pigment designed specifically for the integral coloring of cementitious materials (Portland cement, various concrete products, mortar or stucco).

Colours Available: Black, Brown, Buff, Green, Red.



**LITHOCHROME CHEMSTAIN**

**L.M. SCOFIELD CO.**

LITHOCHROME CHEMSTAIN CLASSIC is a ready-to-use, penetrating, reactive concrete stain that chemically combines with cured concrete to produce timeless yet contemporary color effects. CHEMSTAIN contains no VOC's and meets stringent air quality management regulations. CHEMSTAIN has repeatedly been selected as the #1 ranked brand of concrete acid stain by concrete contractors.

Colours Available: Antique Amber, Black, Copper Patina, Dark Walnut, Faded Terracotta, Padre Brown, Weathered Bronze. Available in 14oz and 1gal.

**Textures**

When deciding to stamp concrete with a decorative texture, there are many reusable patterns and textures to choose from. These range from a heavy cobble stone, to a smooth slate pattern, and are available in both seamless and tiled designs. We also stock a variety of form liners that are designed to apply texture for vertical applications during the pour. Seamless mats are for areas where no grout lines are desired, or if you want to create a custom stone pattern. Tiled mats have grout lines that give a paver stone or flagstone appearance. They are designed to be used in sets of 3 stamps of the same size and dimensions to connect together like a puzzle which results in a natural variation appearance. Form liners are a great and easy way to add texture to any vertical surface. We also offer a full line of stencils, molds and specialty mats to create decorative inlays like compasses.



**LITHOCHROME COLORWAX**

**SCOFIELD SYSTEMS**

LITHOCHROME Colorwax is a concrete curing compound that can be used to improve the visual uniformity of freshly placed concrete and increase owner confidence of a job well done. Colorwax is ideal for exterior concrete intended to remain bare and exposed. Colorwax is formulated to meet ASTM C 309 requirements for Liquid Membrane-Forming Compounds for Curing Concrete. Colorwax can be applied by brush, roller, HVLP, airless, or pump-spray application.



**48' COMPASS ROSE**

**BUTTERFIELD COLOR**

Use this mat to create a beautiful compass feature in your stamped concrete. concrete can be pre-coloured using integral colour, or can be stained with acid or water based stain after.



**LITHOCHROME COLOR HARDENER**

**L.M. SCOFIELD CO.**

LITHOCHROME COLOR HARDENER is a ready-to-use, powdered dry-shake hardener used to add color into the surface of freshly placed concrete. It produces a hard, long-wearing, abrasion-resistant surface. Due to heightened surface density the color-hardened concrete has improved resistance to the effects of freeze/thaw cycles and de-icing salts. Colours Available: Arizona Tan, Beige Cream, Blush Beige, Brick Red, Burberry Beige, Classic Gray, Deep Charcoal, La Crescenta Brown, Oyster White, Pecan Tan, Platinum Gray, Slate Gray, Smoke Beige, Steadman Buff, Stone Gray, Terra Cotta, Venetian Pink And Walnut.



**BLUESTONE 9" TEXTURE ROLLER**

**BUTTERFIELD COLOR**

Use these TEXTURE ROLLERS for quick touch ups or small areas. They fit right onto any standard paint roller with roller sleeve to prevent slipping.



**SCOFIELD INTEGRAL COLOR**

**SCOFIELD SYSTEMS**

SCOFIELD INTEGRAL COLOR SG (Standard Grade) provides a basic, cost-effective alternative for permanently coloring concrete throughout the batch. Concrete colored with this system has resistance to ultraviolet (UV) radiation and is suitable for non-specified projects in vertical, precast, cast-in-place and tilt-up construction and colored or imprinted architectural flatwork. Colours Available: beige, black, brown, buff, chestnut, clay, fields, latte, red, rose, tan.



**CHISELED SLATE 9" TEXTURE ROLLER**

**BUTTERFIELD COLOR**

Use these TEXTURE ROLLERS for quick touch ups or small areas. They fit right onto any standard paint roller with roller sleeve to prevent slipping.



Engineered Systems for **Decorative Concrete** Trusted for Over 100 Years

www.scofield.com  
1-800-800-9900

The #1 Ranked Brand Among Professional Contractors

Interior or exterior use  
Stands up to vehicular traffic  
High abrasion resistance  
High compressive strength  
Bold, bright colors  
Ideal for water features

**LITHOCHROME® COLOR HARDENER**

Low VOC, color-matched curing material  
Waterbased  
Improve the visual uniformity of freshly placed concrete  
Ideal for exterior concrete intended to remain bare and exposed

**LITHOCHROME® COLORWAX™**

Use to improve ease of stamp tool release from fresh concrete  
Adds variegated color effects to stamp patterns for more realism  
Odorless powder

**LITHOCHROME® ANTIQUING RELEASE**

Interior or exterior use  
Cost-effective integral color  
Blended synthetic iron oxide pigments  
UV resistant color throughout the batch  
Ideal for tilt-up, cast-in-place, precast and manufactured concrete products

**SCOFIELD® INTEGRAL COLOR SG**

Waterbased, eco-friendly alternative to acid stain  
Expanded color palette includes blues, greens, reds and purples  
Works well on vertical applications

**LITHOCHROME® TINTURA™ STAIN**

Interior or exterior use  
8 Earthy colors  
Unique, one-of-a-kind floors  
Contemporary look, popular in retail, dining establishments and commercial offices  
The "original" commercial acid stain!

**LITHOCHROME® CHEMSTAIN® CLASSIC**



Integral Color | Color Hardeners | Release Agents | Stains & Dyes | Polished Concrete | Cures & Sealers | Floor Protection

©2015 L. M. Scofield Company. All Rights Reserved. LITHOCHROME, SCOFIELD, SOLACHROME, Chemstain and Colorwax are trademarks of L. M. Scofield Company.



**CANTILEVERED CUT STONE STEP LINER**

**BUTTERFIELD COLOR**

The CANTILEVERED CUT STONE STEP LINER helps to create the look of a cantilevered piece of natural stone on your decorative concrete steps or perimeter of your slab without having to strip and face the day of the pour. The 2 1/2" and the 4" are manufactured to be used with standard 2 by lumber (2" x 4", 2" x 6", 2" x 8"... ) to make framing easy. Used along with a trimmed piece of the Riser Stone Liner, you can create virtually any size step that looks like stacked stone. Also available in 7-1/4" for standard stair heights. 90 degree inside and outside corners are also available to create perfect corners.



**ASHLER SLATE**

**BUTTERFIELD COLOR**

High Quality Stamping tools for use with concrete and cement based overlay systems. Innovative tool designs for the concrete craftsman. Professional tools that replicate the look of stone, tile, wood, etc. Tools minimize blowouts while offering the most realistic texture and patterns. Available in rigid or flex.



**BLUESTONE STAMP MATS**

**BUTTERFIELD COLOR**

High Quality Stamping tools for use with concrete and cement based overlay systems. Innovative tool designs for the concrete craftsman. Professional tools that replicate the look of stone, tile, wood, etc. Tools minimize blowouts while offering the most realistic texture and patterns. Available in rigid or flex.



**FIELDSTONE STAMP MATS**

**BUTTERFIELD COLOR**

High Quality Stamping tools for use with concrete and cement based overlay systems. Innovative tool designs for the concrete craftsman. Professional tools that replicate the look of stone, tile, wood, etc. Tools minimize blowouts while offering the most realistic texture and patterns. Available in rigid or flex.



**GILPIN'S FALLS BRIDGE PLANK**

**BUTTERFIELD COLOR**

High Quality Stamping tools for use with concrete and cement based overlay systems designed to create the look of wooden planks. Finish with an acid or water based stain to create a natural wood appearance. 13.5x25 Available in rigid or flex.



**MAJESTIC ASHLER STAMP MATS**

**BUTTERFIELD COLOR**

High Quality Stamping tools for use with concrete and cement based overlay systems. Innovative tool designs for the concrete craftsman. Professional tools that replicate the look of stone, tile, wood, etc. Tools minimize blowouts while offering the most realistic texture and patterns. Available in rigid or flex.



**MAYAN COBBLESTONE STAMP MATS**

**BUTTERFIELD COLOR**

High Quality Stamping tools for use with concrete and cement based overlay systems. Innovative tool designs for the concrete craftsman. Professional tools that replicate the look of stone, tile, wood, etc. Tools minimize blowouts while offering the most realistic texture and patterns. Available in rigid or flex.



**WOOD PLANK STAMP MATS**

**BUTTERFIELD COLOR**

High Quality Stamping tools for use with concrete and cement based overlay systems. Innovative tool designs for the concrete craftsman. Professional tools that replicate the look of stone, tile, wood, etc. Tools minimize blowouts while offering the most realistic texture and patterns.



**CUT STONE STEP LINER**

**BUTTERFIELD COLOR**

The CUT STONE STEP LINER helps to create the look of a piece of natural stone on your decorative concrete steps or perimeter of your slab without having to strip and face the day of the pour. Available sizes: 8' x 1.5", 8' x 2.25", 8' x 4", 8' x 6".



**CUT STONE STEP LINER - 90 DEGREE INSIDE & OUTSIDE CORNER**

**BUTTERFIELD COLOR**

The CUT STONE STEP CORNER LINER helps to create the look of a piece of natural stone on your decorative concrete steps or perimeter of your slab without having to strip and face the day of the pour. Available sizes: 2.25", 4", 6".



**PEBBLESTONE FORM LINER 8' X 1.5"**

**BUTTERFIELD COLOR**

The PEBBLESTONE FORM LINER creates the look of natural pebbles without the need for tedious work. Finish with multiple stain colours to create a custom natural look.



**RISER COBBLESTONE LINER 5.125"**

**BUTTERFIELD COLOR**

Use these liners to create the look of cut stone stairs. Nailed to the inside of the forms at the time of the pour, thus no need to finish after the fact. Available in Cobblestone or Slate patterns in 5.125"



**CUT STONE RISER LINER**

**BUTTERFIELD COLOR**

The STONE STEP LINER helps to create the look of a piece of natural stone on your decorative concrete steps or perimeter of your slab without having to strip and face the day of the pour. Available sizes: 9.25" and 18".



**BLUESTONE FEATHERED EDGE TEXTURE TOUCH-UP SKIN**

**BUTTERFIELD COLOR**

High Quality Stamping tools for use with concrete and cement based overlay systems. Seamless mats can be used to create the texture of natural stone without creating grout lines, or can be used as touch up mats on patterned sections. Available in 18"x18", 24"x24", 36"x36" and 48"x48".



**CHISELED SLATE TEXTURE TOUCH-UP SKIN**

**BUTTERFIELD COLOR**

High Quality Stamping tools for use with concrete and cement based overlay systems. Seamless mats can be used to create the texture of natural stone without creating grout lines, or can be used as touch up mats on patterned sections. Available in 18"x18", 24"x24", 36"x36" and 48"x48".



**COARSE STONE TEXTURE TOUCH-UP SKIN**

**BUTTERFIELD COLOR**

High Quality Stamping tools for use with concrete and cement based overlay systems. Seamless mats can be used to create the texture of natural stone without creating grout lines, or can be used as touch up mats on patterned sections Available in 18"x18", 24"x24", 36"x36" and 48"x48".



**HEAVY STONE TEXTURE TOUCH-UP SKIN**

**BUTTERFIELD COLOR**

High Quality Stamping tools for use with concrete and cement based overlay systems. Seamless mats can be used to create the texture of natural stone without creating grout lines, or can be used as touch up mats on patterned sections. Available in 18"x18", 24"x24", 36"x36" and 48"x48".



**ITALIAN SLATE TEXTURE TOUCH-UP SKIN**

**BUTTERFIELD COLOR**

High Quality Stamping tools for use with concrete and cement based overlay systems. Seamless mats can be used to create the texture of natural stone without creating grout lines, or can be used as touch up mats on patterned sections. Available in 18"x18", 24"x24", 36"x36" and 48"x48".



**OXFORD SLATE TEXTURE TOUCH-UP SKIN**

**BUTTERFIELD COLOR**

High Quality Stamping tools for use with concrete and cement based overlay systems. Seamless mats can be used to create the texture of natural stone without creating grout lines, or can be used as touch up mats on patterned sections. Available in 18"x18", 24"x24", 36"x36" and 48"x48".



**COUNTRY LEDGE FILLER STONE & FORM LINER**

**BUTTERFIELD COLOR**

The COUNTRY LEDGE FORM LINER and FILLER STONES are used to create a stacked natural stone appearance. Use these pieces together to create a random natural pattern. These are designed as a form in place mould rather than a stamp.

**FULL LINE DISTRIBUTOR OF THIS QUALITY BRAND**



**Tools**

When creating a patterned or textured decorative concrete surface, there are specialty tools available to customize, touch up or perfect the look. Options include texture rollers that easily roll over missed areas, or can be used quickly texture stairs and chisels that can be used to create deeper grout lines or to do custom hand cut rock facing. Touch-up wheels are ideal for touching up, or creating your own grout lines. National Concrete Accessories also stocks other unique products like shock absorbing tampers, and texture shoes. To make the stamping process more effective, efficient and less physically demanding as they absorb the shock that results from the constant hammering of the mats. Stamping shoes are textured on the bottom and have a large surface area to displace weight, so that if you happen to step off the mats while stamping, you won't leave any footprints.



**BENCH HARDWARE - 1 SET PER FINISHED BENCH**

**BUTTERFIELD COLOR**

Fastening hardware for the Butterfield bench mould. Insert is designed to be cast in place for the bolt to engage at time of attachment.



**BENCH MOULD WITH BACKREST**

**BUTTERFIELD COLOR**

Create a unique concrete bench with backrest with a plank top mould and leg moulds. Once removed from the moulds, use water-based concrete stain to create a realistic and stunning piece. Bolted together with special bench hardware (sold separately).




**BENCH MOULD**

**BUTTERFIELD COLOR**

Create a unique concrete bench with a plank top mould and leg moulds. Once removed from the moulds, use water-based concrete stain to create a realistic and stunning piece. Bolted together with special bench hardware (sold separately).

Top-to-bottom, side-to-side...  
W. R. MEADOWS has you covered.



© W. R. MEADOWS, INC. 2015



Put our extensive line up of time-tested products and almost 90 years of on-the-job experience to work on your jobsite. As a family-owned company since 1926, **W. R. MEADOWS** has invested in developing solutions to bring projects in on time, on budget and with quality products that are available at your local NCA distributor.

Visit [wrmeadows.com](http://wrmeadows.com) or call 1-800-342-5976.



VAPOR BARRIERS • AIR BARRIERS • WATERPROOFING • JOINT SEALANTS • EXPANSION JOINTS • CONSTRUCTION LIQUIDS • CONCRETE RESTORATION





**TEMPORARY FLOOR PROTECTION**

**ACROW-RICHMOND**

The AR Temporary Surface Protection Board is designed to protect floors and surfaces during the construction process. Durable enough for foot and vehicular traffic, and is resistant to spills of fluid. Will not stain, or harm the surface material below. Available in 38"x100' rolls.



**WHITE OPAQUE POLYETHYLENE**

**LAYFIELD GEOSYNTHETICS & INDUSTRIAL FABRICS**

WHITE OPAQUE FILM is used during road construction over newly poured concrete to allow the concrete to cure properly and not dry out too quickly. 20' X 100' 5MIL, 10' X 150' 5MIL, 6' X 250' MEDIUM (CLEAR), 24' X 100' HEAVY.



**DEBRIS NETTING**

**NORSEMAN GROUP LTD.**

Affordable, lightweight and high strength polyethylene debris netting deflects and helps contain falling debris. Available in 10'x164' rolls.



**RAM BOARD**

**RAM BOARD**

RAM BOARD is heavy-duty, temporary floor protection engineered for Contractors. Designed with cost and efficiency in mind, it lays out fast and is re-usable. Ram Board is non-staining and utilizes its exclusive Flex-Fiber & Spill Guard technologies allowing for the curing of new floors on jobsites while resisting water, paint, mud & more.



**WEATHERSHIELD POLY CONSTRUCTION TARPS**

**NORSEMAN GROUP LTD.**

Norseman's quality, economical woven polyethylene construction grade tarps ideal for hoarding applications.



**7 DAY WET CURING BLANKET**

**SIKA CANADA INC.**

These single-use wet curing blankets provide constant and thorough hydration while maintaining a 100% relative humidity condition on the slab for a curing period of 7 days resulting in less surface discoloration and a more evenly cured concrete slab.



**14 DAY WET CURING BLANKET**

**SIKA CANADA INC.**

These are single-use wet curing blankets made of natural cellulose fabric and designed to provide constant and thorough hydration while maintaining a 100% relative humidity condition on the slab for a curing period of 14 days resulting in less surface discoloration and more evenly cured concrete.

**CONSTRUCTION CHALLENGES CAN BE  
DEMANDING**

**NORSEMAN  
CAN MEET THAT DEMAND**



**TRUSTED TO PERFORM IN THE MOST DEMANDING ENVIRONMENTS, NORSEMAN PRODUCTS ARE FIERCELY RELIABLE.**

**WeatherShield Poly Construction Tarps:** Construction-grade durability. The leading name in hoarding protection.

**WeatherShield Debris Netting:** Affordable, lightweight and high strength polyethylene debris netting deflects and helps contain falling debris.

**Insulated Blankets:** Flexible foam insulation makes it ideal for sub-zero concrete curing and enclosure protection. Standard and custom sizes available.



**1.800.268.1918**

**norseman.ca**

™Trademarks of Norseman Group Ltd.

**FULL LINE DISTRIBUTOR OF THESE QUALITY BRANDS**







## Safety

National Concrete Accessories offers an extensive line of construction safety gear for your protection with a wide range of safety products to cover your protective needs. Construction safety products like fall protection, protective eyewear, noise control product, respirators, high visibility safety wear, gloves and hard hats are mandatory at most worksites and we carry it all from the most trusted construction safety suppliers. Our construction safety equipment are designed to provide protection and peace of mind so you can focus on the task at hand. We have strong understanding of regulatory compliance and are here to help with your questions on construction safety involving CSA (Canadian Standards Association), OHS (Occupational Health and Safety), ANSI (American National Standards Institute), and OSHA (Occupational Safety and Health Administration).



### E-A-RSOFT YELLOW NEONS UNCODRED EARPLUGS

**3M CANADA COMPANY**

E-A-RSOFT YELLOW NEONS EARPLUGS seal the earcanal with soft, slow-recovery foam for excellent noise reduction and comfort.



### E-A-RSOFT FX UNCORDED EARPLUGS

**3M CANADA COMPANY**

3M E-A-RSOFT FX EARPLUGS feature a bell shape and super-soft, slow-recovery foam to effectively seal the earcanal and provide reliable hearing protection.



### PARTICULATE RESPIRATOR

**3M CANADA COMPANY**

This classic disposable N95 PARTICULATE RESPIRATOR is designed to help provide comfortable, reliable worker respiratory protection against certain non-oil based particles.



### SAFETY LANYARD ANCHOR

**ACROW-RICHMOND**

The AR SAFETY LANYARD ANCHOR provides the solution to your safety attachment requirements. Designed to be embedded in concrete during the pour to create a durable and strong anchor point for safety lanyards. The AR Safety Lanyard Anchor conforms to all local and national Occupational Health and Safety codes. Also meets ANSI and CSA Safety Lanyard requirements for a single person.



### HIGH LOAD SAFETY LANYARD ANCHOR

**ACROW-RICHMOND**

The HIGH LOAD AR SAFETY LANYARD ANCHOR provides the solution to your safety attachment requirements. Designed to be embedded in concrete during the pour to create a durable and strong anchor point for safety lanyards. The AR Safety Lanyard Anchor conforms to all local and national Occupational Health and Safety codes. Also meets ANSI and CSA Safety Lanyard requirements for a single person.



### TYPE 1 HARD HAT WITH RATCHET

**DEGIL**

Shell & Headband is 100% HDPE - High Density Polyethylene. Foam nape padding and leatherette material sweatband. Designed without Rain trough channels to prevent water from collecting on the hard hat. Slotted sides to accommodate accessories. i.e. cap mount earmuffs, and face shields. Reinforced ribs on top of hat for extra impact protection. Available in white or yellow.



### 50/50 SALT & SAND

**KING PACKAGING MATERIALS CO.**

A blended mixture of KING DE-ICING SALT and SAKRETE MultiPurpose Sand. It is designed to melt ice and snow and also provides traction. Ice melting works effectively to -7 °C (20 °F).



### DE-ICING SALT

**KING PACKAGING MATERIALS CO.**

Crushed KING DE-ICING SALT (sodium chloride/NaCl) melts ice and snow effectively to -7 °C (20 °F).



**AARDVARK SERIES CABLE SRL**

**NORGUARD INDUSTRIES**

NORGUARD AARDVARK SRLS are some of the most durable SRLs available today, and are manufactured in lengths ranging from 16-80 (4.9-24.4 m). Made from stainless steel, high strength ABS, and other non-corrosive components, Aardvark SRLs are incredibly lightweight for their strength and size, and are compliant with all Canadian and USA fall protection standards, including CSA Z259.2.2-98, ANSI, and OSHA.



**HD EDGE SERIES SELF RETRACTING LIFELINE**

**NORGUARD INDUSTRIES**

Heavy Duty, or HD, EDGE SERIES SRLs, manufactured by Guardian Fall Protection, may be ordered in lengths from 20-65'(6.1-19.8 m), and are specially designed for use in Leading Edge (LE) fall arrest applications. These models are integrated with a shock absorbing component that allows them to be used positioned below the harness dorsal D-ring, and have their lifelines potentially exposed to impact with the edge of a roof or other surface. While it is always best to avoid lifeline contact with any edge or surface, sometimes it is a necessity of the job, and Norguard's HD Edge Series SRLs are made for just such occasions. All HD Edge Series SRLs are compliant with both Canadian and USA fall protection standards, including CSA Z259.2.2-98, ANSI, and OSHA.



**YELLOW JACKET CABLE SELF RETRACTING LIFELINE**

**NORGUARD INDUSTRIES**

The NORGUARD YELLOW JACKET SRL is designed and manufactured to be both supremely lightweight and durable. Its high strength ABS housing offers superior component protection, and its composite cable guide and quick-action braking system ensure that falls are arrested as quickly as possible. The Yellow Jacket may be used in both stationary and mobile Fall Arrest and Restraint applications, and is compliant with all applicable CSA, OSHA, and ANSI regulations. And the new Yellow Jacket SRL Double Leg Kit is perfectly suited for applications that require the user to transition between anchor points while mainlining 100% tie-off. It also incorporates integral shock absorbing components, and is rated for use in Leading Edge (LE) applications.



**REUSABLE QUICK RELEASE ANCHOR**

**NORGUARD INDUSTRIES**

The 5K CONCRETE ANCHORAGE CONNECTOR is designed for use in 12 inch thick cured concrete with a compression strength of at least 3000 p.s.i. It is easy to install (just compress its spring and insert the cable shaft into the concrete hole). This multifunctional anchor may be used on vertical and overhead surfaces, as well as in combination with horizontal lifelines.



**CO-POLYMER PROSTEEL ROPE**

**NORGUARD INDUSTRIES**

NORGUARD'S PROSTEEL ROPE is some of the toughest, most durable, and most versatile ropes on the market. Available in a variety of lengths and connector configurations, this 5/8" diameter rope is highly resistant to mildew, abrasion, and ultra-violet light, has excellent gripping ability, and minimizes elongation when exposed to forces of fall arrest. Available in 50' or 100'.



**6FT SNAP HOOK LANYARD**

**NORGUARD INDUSTRIES**

Some of Norguard's most popular products, our Noryard line of lanyards are manufactured lengths of 4', 6' and with a variety of connector options, and come with a fall arrest indicator. Built with an integrated energy absorber from durable, 1' tubular webbing, Noryards are practical and effective lanyards for a multitude of jobs.



**PASS THRU FALL ARREST HARNESS**

**NORGUARD INDUSTRIES**

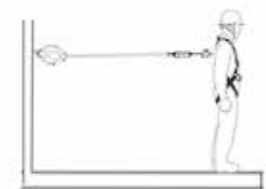
Norguard's Class-A FALL ARREST HARNESS utilizes a 1"-3/4" polyester webbing that is supremely strong and durable. This harness incorporates a dorsal D-ring certified for fall arrest, 5 independent points of adjustment, and is compliant with all CSA, OSHA, and ANSI regulations.



Norguard Leading Edge self-retracting lifelines (SRLs) have been rigorously tested and certified to the ANSI Z359.14-12 standard for leading edge SRLs. Furthermore, in response to safety concerns from the Greater Toronto Area, Norguard has gone above and beyond the ANSI testing requirements by testing and certifying these units across a CONCRETE leading edge. Currently there is no CSA standard for leading edge, meaning that the integrity and versatility of an SRL unit is left for the manufacturer to test and approve for use. Always be sure to read the instruction manual of an SRL to ensure that the manufacturer has explicitly stated the unit is approved for leading edge use.



Lifeline ropes and the traditional polyester lanyards present a hazard as they may shear and snap from the very high forces that are generated when a person free falls.



Norguard leading edge SRLs are suitable for use vertically or horizontally and may be anchored at any level at or above the walking level, providing the worker adheres to their provincial regulations. They also may be used across wood, steel or concrete.

Norguard leading edge SRLs are also great for applications where there is a 6ft tie-off regulation because the unit engages quickly, reducing the amount of free fall. Unlike a 6ft shock absorbing lanyard which typically requires approx 19ft fall distance clearance.



Norguard Leading Edge SRLs suitable for use in virtually every scenario

\*All units certified to the current CSA standard for SRLs (Z259.2.2-98) with CSA logo on unit and come w/ carabiner.



**VELOCITY HARNESS**

**NORGUARD INDUSTRIES**

The VELOCITY HARNESS is one of the best available economy harnesses on the market. Revamped from older, basic designs, the Velocity is one of our most popular models. It offers dual lanyard keepers that reduce the risk of excess webbing getting in the way during work, as well as a customizable patch that allows workers to customize harnesses without jeopardizing webbing integrity. The Velocity is designed to present a clean, professional look, incorporates a red webbing core to provide an easily recognizable indicator of damage, and is supremely durable and lightweight.



**SERAPH CONSTRUCTION HARNESS**

**NORGUARD INDUSTRIES**

The SERAPH CONSTRUCTION HARNESS is specially designed with six points of adjustment, dorsal and side D-rings, and improved flexibility in the shoulder and back for added comfort. It includes an integrated impact indicator that clearly identifies if it has been exposed to forces of a fall, lanyard keepers with the dual function of securing excess webbing and serving as retrieval hoists, and Quick-Adjust friction torso buckles for fast and easy resizing. The Seraph Construction Harness is ideal for the standard construction worker, and is lightweight and incredibly durable.



**ROOFER'S KIT**

**NORGUARD INDUSTRIES**

NORGUARD ROOFER KITS include a NPH-28 Harness, NRK200-S Rope Grab with 2 Energy Absorber, NRA-090 Roof Anchor, 25' Prosteel Rope, and a 5 gallon Storage Pail. These kits are fully customizable with a variety of rope lengths and anchor options, and are ideal for nearly any roofing job.



**REBAR CAPS**

**UCAN FASTENING PRODUCTS**

Safety CAPS provide protection from protruding rebar. 10M(3/8") TO 25M(1-1/4")



**IMPALEMENT CAPS**

**ACROW-RICHMOND**

Made of engineered high-impact plastic with 16 square inches of top surface area to aid in protection. Fits a range of rebar/rod diameters. Equipped with a self-centering formed steel insert. OSHA Approved.



**BUFFALO BILL GLOVES**

**WATSON GLOVES**

Full-grain buffalo leather for strength and durability with breathable cotton drill back for a comfortable wear. Full leather index finger, hooded fingertips, leather knuckle bar and pulse protector for added reinforcement and protection.



**ECONO GRAIN COMBO**

**WATSON GLOVES**

Economy-grade full-grain cowhide leather Cotton drill back Palm patch Shirred elastic wrist Slip-on style safety cuff.



**FLASHLITE HI VIS POLY/COTTON RUBBER GLOVES**

**WATSON GLOVES**

Resilient natural rubber latex coating Sure-grip crinkle finish Poly/cotton seamless knit shell. Be safe, be seen with hi-vis safety yellow Ergonomic form Snug-fitting wrist. Available in M, L, or XL.



**MELLOW YELLOW PVC SINGLE DIP GAUNTLET GLOVES**

**WATSON GLOVES**

Single dipped PVC offers superior abrasion and chemical resistance. Cotton lining keeps hands comfortable and dry. 12" gauntlet style.



**390 STEALTH NITRILE COATED GLOVES**

**WATSON GLOVES**

Hard-wearing nitrile coating. Lightly textured finish. Nylon seamless knit shell. Extended snug-fitting wrist. Available in M, L, or XL.



**TAP THAT NITRILE GLOVE**

**WATSON GLOVES**

13gg fine nylon shell treated with Actifresh. Nylon/Lycra liner with New Foam Nitrile conductive coating on palm and fingertips can be used on all touch screen devices. Snug-fitting seamless knit wrist. Available in S, M, L, or XL.



**BRAZEAU - CAMO WITH SMOKE LENS**

**EGDE EYEWEAR**

SMOKE LENS with white nylon frames and soft TPR temple tips for added comfort. Allows 14% of light to pass through the lens and blocks 99.9% of UVA/UVB/ UVC rays.



**BRAZEAU - BLACK WITH SMOKE LENS - POLARIZED**

**EGDE EYEWEAR**

POLARIZED smoke lenses with rubberized matte black nylon frames and soft TPR temple tips for added comfort. Allows 14% of light to pass through the lens and blocks 99.9% of UVA/UVB/ UVC rays.



**BRAZEAU - LEAF WITH SMOKE LENS**

**EGDE EYEWEAR**

SMOKE LENS with white nylon frames and soft TPR temple tips for added comfort. Allows 14% of light to pass through the lens and blocks 99.9% of UVA/UVB/ UVC rays.



**KHOR - BLACK WITH COPPER LENS**

**EGDE EYEWEAR**

Polarized COPPER LENS with a gloss black nylon frame and soft TPR temple tips for comfort. Interchangeable lenses are available for work in multiple conditions. Allows for just 8% of light to pass through the lens and blocks 99.9% of UVA/UVB/UVC rays.



**MAYON AURORA - PINK/WHITE WITH SMOKE LENS**

**EGDE EYEWEAR**

SMOKE LENS with gloss pink nylon frame. Carefully crafted especially for women. Allows for 16% of light to pass through the frame and blocks 99.9% of UVA/UVB/UVC rays.



**ROBSON - BLACK WITH BLUE LENS - POLARIZED**

**EGDE EYEWEAR**

Polarized Aqua Precision Blue Mirror lens with Gloss Black Nylon Frame.



**ROBSON - BLACK WITH CLEAR LENS, GASKET & VAPOR SHIELD**

**EGDE EYEWEAR**

Vapor Shield with Gasket and Clear lens. Allows 85% of light to pass through the lens but still blocks 99.9% of UVA/UVB/UVC rays.



**ROBSON - BLACK WITH SMOKE LENS, GASKET & VAPOR SHIELD**

**EGDE EYEWEAR**

Vapor Shield with Gasket and Smoke lens . Allows just 16% of light to pass through the lens and blocks 99.9% of UVA/UVB/UVC rays.



**TASMAN - BLACK WITH ANTI-REFLECT LENS**

**EGDE EYEWEAR**

Anti-Reflective lens with matte black frame. Allows for 65% of light to pass through the lens and blocks 99.9% of UVA/UVB/UVC rays.



**ZORGE - BLACK WITH SILVER LENS**

**EGDE EYEWEAR**

SILVER LENS with a gloss black nylon frame and soft TPR temple tips for added comfort. Allows 85% of light to pass through the lens but still blocks 99.9% of UVA/UVB/UVC rays.



**ZORGE - BLACK WITH CLEAR LENS**

**EGDE EYEWEAR**

CLEAR LENS with a gloss black nylon frame and soft TPR temple tips for added comfort. Allows 85% of light to pass through the lens but still blocks 99.9% of UVA/UVB/UVC rays.



**GLASSES CLEANING BAG**

**EGDE EYEWEAR**

Soft microfibre cleaning material bag. Fits all Edge Eyewear frame styles.



**ROPE FOR SUNGLASSES**

**EGDE EYEWEAR**

Rope for all styles of Edge Eyewear.



**SNAPBACK CORD FOR SUNGLASSES**

**EGDE EYEWEAR**

Snap back cord for all frame styles of Edge Eyewear. Made with durable nylon tips for added durability.



## Site Management

National Concrete Accessories supplies a wide array of site management materials. Every job site requires certain essentials to maintain organization and cleanliness. Products such as rags, garbage bags, flagging tape, and rope are necessary in every work truck. At National Concrete Accessories, we strive to provide you with all the required essentials to make your site more efficient. We also supply locking tool chests, and durable site lighting to keep your work sites protected and safe. Keeping these products at hand is paramount to any crew, so we at National Concrete Accessories are determined to be your one stop shop for all your site needs.



### WATER COOLER - 3 GAL

**RUBBERMAID**

The 3 GAL WATER COOLER has a drip-resistant spigot and a screw tight lid to help prevent spills. A swing-top bail handle makes carrying easy. Its durable construction resists scratching, denting and fading. Plus, its extra-thick insulation ensures superior thermal retention keeping the contents cool. Cleaning is a breeze with the stain and odor resistant liner.



### WATER COOLER - 5 GAL

**RUBBERMAID**

The 5 GAL WATER COOLER has a durable, crack-resistant polyethylene jacket to keep it from scratching, denting or fading. Its extra-thick insulation ensures superior thermal retention keeping the contents cool for hours. The screw top lid and recessed, drip-resistant spigot help keep spills from occurring.



### WATER COOLER CUP HOLDER

**RUBBERMAID**

This durable, weather-resistant cup holder is designed specifically for Rubbermaid water coolers.



### COLORED COTTON RAGS

**CASSELMAN GLOBAL ENTERPRISES**

COLOURED COTTON RAGS for industrial and commercial use. 25 lbs/bag.



### WHITE COTTON RAGS

**CASSELMAN GLOBAL ENTERPRISES**

WHITE COTTON RAGS for industrial or commercial use. 25 lbs/bag.



### PLASTIC GARBAGE BAGS

**ACROW-RICHMOND**

A GARBAGE BAG is a disposable bag used to contain trash or garbage. Such bags are useful to line the insides of waste containers to prevent the insides of the receptacle from becoming coated in waste material. Most bags these days are made out of plastic, and are typically black in color.



### UPSIDE DOWN SPRAY PAINT

**KRYLON INDUSTRIAL**

QUIK-MARK INVERTED MARKING PAINTS have a high solids formulation that gives them the boldest, brightest and most visible markings in the industry. These fast-drying products penetrate and adhere to hot surfaces, and deliver a line you can count on for all your locating, marking and surveying needs. Available in solvent or water based technologies in a variety of sizes.



### FLAGGING TAPE

**ACROW-RICHMOND**

FLAGGING is a colored non-adhesive tape used in marking objects. It is commonly made of PVC or vinyl. FLAGGING is used in surveying to mark grade levels, utility lines, survey stakes and other boundary markers. Available in 150' rolls in a variety of colours.



### POLY ROPE

**ACROW-RICHMOND**

This standard POLYPROPYLENE ROPE is designed for general use in industrial, commercial or residential applications. Available in varying thread diameters and roll lengths to suit any application. Available in a variety of thread diameters.



**DEFENDER ECO UPLIGHT**

**PROBUILT PROFESSIONAL LIGHTING**

The DEFENDER ECO UPLIGHT is the ultimate tripod task light for durability, portability and versatility. Available in a 2 foot or 4 foot version, the integrated and collapsible legs open up to 30" diameter for exceptional stability. This low-current, high-output light tackles many tasks that other products can, including use in confined spaces. With its tough housing, polycarbonate lens and innovative features, one can lean it, lay it, stand it or hang it. Available sizes in 18W - 2FT and 36W- 4FT.



**85 WATT WOBBLELIGHT**

**PROBUILT PROFESSIONAL LIGHTING**

The 27" tall WOBBLELIGHT is a self-righting work light that can take a rough handling at home or on the job. The high-output, cool burning fluorescent light is ideal for use in small, confined areas. No hot surfaces and low energy consumption.



**400 WATT WOBBLELIGHT**

**PROBUILT PROFESSIONAL LIGHTING**

The 36" tall WOBBLELIGHT is ideal for applications requiring temporary high-output lighting in areas from 15 to 110 feet diameter. Bright and dependable, the self-righting WOBBLELIGHT delivers maximum light output in a highly durable and portable package with no hot surfaces.



**119-01 FIELD STATION**

**KNAACK**

The Model 119-01 FIELD STATION measures 60 in long, 44 in wide and has a capacity of 120.7 cu ft. Think of it as command central, this field station serves as the jobsite office to securely store tools, supplies, documents and more.



**4830 JOBMASTER CHEST**


**KNAACK**

The Model 4830 JOBMASTER CHEST measures 30 in wide by 48 in long and has a capacity of 25.25 cu ft. It is versatile, portable and can hold anything from hand and power tools to compressors and features a full length piano hinge, stacked and welded to resist break-in attempts. The size is ideal for a personal box on a jobsite or added security inside a trailer. Also available in 16 cu. ft. Model 4824 which measures 24 in wide by 48 in long.



**Masonry**


Masonry can be defined as the building of a structure using individual units of brick or block laid together with mortar. Types of individual units can range from brick and concrete block to manufactured or natural stone. Typically, masonry is considered a highly durable form of construction when utilizing the proper materials. This is why National Concrete Accessories has sourced the highest quality and best value products to fulfill all your masonry needs. Whether you need brick reinforcement, tools or cleaners, National Concrete Accessories has what you require.



**EXPANDED METAL LATH**

**ACROW-RICHMOND**

METAL LATH is a product that was developed many years ago to replace wooden strip lath as a structural base for gypsum plaster or portland cement stucco. Available in 4' x 8' sheets.



**MORTAIRVENT**

**ADVANCED BUILDING PRODUCTS INC**

When building exterior walls with stone, stucco, brick, cedar, or fiber cement siding, it is important to use an effective rainscreen system that will provide a means for drainage and ventilation. Moisture will find its way into these wall systems by way of cracked mortar joints, gaps or cracks in the surface of the material. Natural absorption of the wood or fiber cement also needs to be considered. Once this moisture penetrates the outer surface of the wall, it becomes trapped in the wall system with no way to escape, creating the perfect environment for toxic mold growth and possible structural failure. MORTAIRVENT is a drainage and ventilation system specifically designed for use with most exterior siding materials. Available in .25" - 39" X 61.5' and 40" - 39" X 40'.



**MORTAIRVENT CW**

**ADVANCED BUILDING PRODUCTS INC**

The MORTAIRVENT CW Mortar Deflection and Ventilation System is a full cavity wall product that combines the benefits of rainscreen technology through the use of integrated mortar deflection, drainage and ventilation design. The result is an easy to install system that improves the overall performance of the interior wythe while also providing drainage and ventilation for the entire cavity wall.



**MORTAR MAZE**

**ADVANCED BUILDING PRODUCTS INC**

MORTAR MAZE is our patented multi-level mortar deflection system that breaks up mortar droppings on four levels offering the best all around protection from excess mortar buildup within a cavity wall system. Used in conjunction with standard masonry cavity walls with a 1' or 2" wide cavity 11"x 5". Available in 11"x 5'.



**WEDGE-LOK**

**BLOK-LOK**

The WEDGE-LOK fastener is a unique, plastic device that uses the principle of leverage to wedge between the masonry reinforcing or ties and cavity wall insulation. The wedge design and rib-faced locking system guarantees positive contact of insulation with the substrate.



**BRICK VENEER ANCHOR**

**BLOK-LOK**

The BL-407 is a wire tie and plate combination system which provides adjustability, minimal free-play, strength, stiffness, positive connection, corrosion-resistance, and is test rated. The system provides for in-plane differential movement and can be installed on metal stud, wood stud, masonry, steel or concrete backup with or without insulation. Available sizes in 1", 1.5", 2", 3", 3.5", 4" and 5".



**202 MASONRY RESTORER**

**DIEDRICH**

202 New Masonry Detergent is a general purpose new masonry detergent with a combination of organic and inorganic acids, wetting agents and inhibitors for professional use in the final clean up of new masonry. Available in 1 gal and 5 gal.



**DOVETAIL ANCHOR SLOT**

**BLOK-LOK**

DOVETAIL ANCHOR SLOTS are used with the dovetail anchors to create a masonry anchor between concrete and brick. The anchor slot is placed in the concrete at time of pour to facilitate a secure anchorage. Available in 8ft and 10ft.



**SPRAY AWAY**

**DIEDRICH**

SPRAY-AWAY Efflorescence No-Scrub Cleaner Spray-Away is an innovative new product for final removal of New Masonry Bloom. After completing the final wash-down of new construction, SPRAY-AWAY can simply be sprayed on any leftover efflorescence and the job is done with NO SCRUBBING or rinsing required! The remaining residue will be disappear leaving a dry, scum free wall. Available in 1 gal, 5 gal and 55 gal.



**DOVETAIL ANCHOR**

**BLOK-LOK**

The BL-303 corrugated dovetail anchor is for anchoring masonry to concrete with the dovetail anchor slot. The anchor is slipped into the anchor slot to effectively anchor brick to the concrete wall. Available in various lengths.



**BRICK JOINTER**

**MARSHALLTOWN TROWEL CO.**

Made from high carbon steel. Each end is a different size for making different size joints Sizes 1/2 & 5/8, 3/8" & 1/2", 5/8"&3/4" and 3/4"& 7/8".



**LADDER REINFORCEMENT**

**BLOK-LOK**

A fabricated ladder-type reinforcement designed to be embedded in the horizontal mortar joints of masonry walls. Overall measurement (side-to-side rod) is approximately 2" (50 mm) less than the nominal wall thickness. Sizes in 4" FOR 6", 6" FOR 8" and 8" FOR 10".



**BRICK TROWEL DURASOFT HANDLE**

**MARSHALLTOWN TROWEL CO.**

Forged from a single piece of high grade tool steel. Impact area is stronger and handle rise is set for the correct hang and balance. Blade is taper ground and polished. Available in Philadelphia, London pattern, Sizes available 10", 10-1/2", 11", 11-1/2" and 12".



**SPIRA-LOK**

**BLOK-LOK**

SPIRA-LOK is the Original Helical Wall Tie System. A one-piece, flexible stainless steel wall tie for pinning masonry to new or existing walls. Also suitable for temporary support for lintel and shelf angle replacement. The dry-set technique may involve various tie diameters, drill bits and installation tools. Size 8mm x 6.5mm x 245mm.



**BRICK TONGS**

**MARSHALLTOWN TROWEL CO.**

Heavy duty tongs designed and built for long wear. Can be quickly adjusted to carry from six to ten bricks.



**16 OZ. BRICK HAMMER - 11" HANDLE**

**MARSHALLTOWN TROWEL CO.**

Forged in one piece from high grade steel. Perfectly balanced and fitted with a comfortable hickory handle. Designed for breaking, trimming, and cleaning brick. Not intended for striking chisels or metal.



**MASON CHISEL**

**MARSHALLTOWN TROWEL CO.**

Forged from the finest quality tool steel, hardened, tempered, and well balanced.



**SOFT GRIP BRICK CHISEL**

**MARSHALLTOWN TROWEL CO.**

Plastic guard protects hand and prevents slippage down the chisel. Forged from the finest quality tool steel, hardened, tempered, and well-balanced. 7 x 4 Soft Grip Brick Chisel w/ 7/8" Stock and Guard.



**PORTLAND LIME CEMENT MORTAR**

**TARGET PRODUCTS**

SPEC MIX PORTLAND LIME & SAND MORTAR is a dry pre-blended mortar mix containing Portland cement, hydrated lime and dried masonry sand formulated for superior bond, water retention and board life. To be used with the various patented SPEC MIX silo systems. Regional variances in brand may apply.



**Roofing**

Many times it is hard to define where a construction project transitions from trade to trade and often our customers are in the need for products that would not traditionally be considered concrete accessories. This is why National Concrete Accessories carries many popular products that are for masonry, roofing, mechanical, exterior decorative, electrical, elevator guiderails and many other areas of construction. The closest relative of concrete accessories would be masonry products. National Concrete Accessories carries a full line of by mortars, reinforcing products, control joints, chemicals, masonry tools and equipment. While masonry is a popular product for exterior work we also offer products for alternative decorative products like stucco, insulated concrete panel and decorative panel products.



**HOT-APPLIED WATERPROOFING**

**CARLISLE COATING & WATERPROOFING**

CCW-500 is a single-component, hot-applied, waterproofing membrane that cures to form a strong, flexible, fully adhered, monolithic waterproofing and roofing membrane. While serving as an exceptionally resilient waterproofing barrier, it also contains a special blend of renewable content, comprised of 26% pre-consumer material, and can contribute toward LEED credits in new building construction.



**HOT-APPLIED WATERPROOFING PRIMER**

**CARLISLE COATING & WATERPROOFING**

CCW-550 is a single-component, solvent-based primer designed for use in CCW-500 hot-applied waterproofing systems.



**REINFORCING FABRIC**

**CARLISLE COATING & WATERPROOFING**

CCW-500 REINFORCING FABRIC is a 1.18-oz/square yard spunbonded polyester fabric used as the reinforcing layer in the CCW-500R Hot-Applied Liquid Membrane System. Available in 3' x 667' rolls.

**FULL LINE DISTRIBUTOR OF THESE QUALITY BRANDS**








**ROOFMATE**

**DOW CHEMICAL CANADA ULC**

STYROFOAM Brand ROOFMATE Extruded Polystyrene Foam Insulation is a type VI extruded polystyrene foam insulation designed for use above waterproofing or roofing membranes in protected membrane roofing (PMR) applications. STYROFOAM Brand ROOFMATE Insulation helps the roof membrane maintain a steady temperature, minimizing the harmful effects of freeze-thaw cycles, weathering and physical damage during and after construction. Available sizes in 2’X4’X1 1/2, 2’X4’X3, 2’X8’X2 and 2’X8’X3



**NOTES**

---

---

---

---

---

---

---

---

---

---

---

---

---

---

---

---

---

---

---

---

---

---

---

---

**Mechanical**

Mechanical or electrical systems are an integral piece to any building. These systems not only include the wires themselves, but also many support and access systems. The support systems include a series of channels, clamps and nuts that are used to run wires and hang lighting or other electrical equipment from. Once the systems are in place, it is necessary to be able to gain access to the mechanical heart, that is why National Concrete Accessories also supply a wide array of access doors. National Concrete Accessories is proud to provide general contractors with all the components that they require to safely install commercial and industrial electrical systems.



**ACUDOR ED 2002**

**ACUDOR**

The ED-2002 flush access door is an economical and attractive access door for walls & ceilings. This quality product is ideally suited for apartments, condominiums and office buildings. A Concealed hinge, rounded safety corners on the flange and a grey baked enamel prime coat are all standard features of this access door. Additional features include a flush fit door panel with formed edge. Available in a variety of sizes, contact your local branch for more information.



**ACCESS DOOR UF 5000**

**ACUDOR**

The ACUDOR UF-5000 is an innovative universal flush access door for walls and ceilings. It is designed for installation in drywall, plaster, masonry, tile or any flush surface. The door panel features rounded safety corners, which provide an architecturally pleasing appearance. The one-piece trim flange will not rack, sag or distort. The unique continuous concealed hinge will not bind or corrode, allowing the door to operate freely time and time again. For easy installation, the mounting frame is 1 1/4” deep, giving maximum clearance behind the door frame. Available in a variety of sizes, contact your local branch for more information.



**ACUDOR FW 5050**

**ACUDOR**

The ACUDOR FW-5050 is a fire rated access door approved for use in walls and ceilings. For walls, this door has a Underwriters Laboratories (UL and ULC), 1-1/2 hour "B" label, with a maximum temperature rise of 250 degrees after 30 minutes. This door should be used in walls when temperature rise or heat transmission is a factor. For fire rated ceilings, this door has been approved by Warnock Hersey International for 3 hours (max. size to 24" X 36"). Available in a variety of sizes, contact your local branch for more information.



**ACUDOR FB-5060**

**ACUDOR**

The ACUDOR FB-5060 is approved by Underwriters Laboratories (UL) for 1 \_ hours ÒÓ label in walls and ULC for 2 hours ÒÓ label in walls. Designed to maintain continuity in a 2-hour fire barrier wall, the FB-5060 should be used whenever it is necessary to provide access in fire rated walls, when temperature rise is not a factor. For drywall applications, this door is available (FB-5060-DW) with galvanized steel drywall taping bead flange. Available in a variety of sizes, contact your local branch for more information.



**CABLE SNAP CLIP**

**ERICO PRODUCTS, INC.**

The Cable Snap Clip is designed to snap onto a flange from one side, which then facilitates the allowance of cable to snapped in the other side. Made of durable spring steel.



**CABLE/CONDUIT CLIP**

**ERICO PRODUCTS, INC.**

Supports conduit to rod, wire or flange. Can also be used for flexible metallic tubing, armored cable, portable cables, control tubes and communications cable. Available for EMT, rigid, ENT, IMT, MC/AC and aluminum conduit. No installation tools required.



**EMTC STRUT CLAMP**

**ERICO PRODUCTS, INC.**

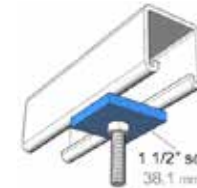
Standard STRUT CLAMP for EMT conduit. Consists of two clamps, nut and bolt.



**CABLE CLAMP**

**SASCO TUBES & ROLL FORMING INC**

Sasco One-Piece CABLE CLAMPS secure conduit and cables to both 1 5/8" wide Sasco Strut Channels, and ventilated or ladder cable tray. One-piece construction facilitates fast installation and a range of adjustment allows one cable clamp size to accommodate a range of cable sizes.



**FLAT PLATE 9/16" & SQUARE WASHER 7/16"**

**SASCO TUBES & ROLL FORMING INC**


A Sasco SQUARE WASHER and hex nut ensure positive locking of Clamping Nuts.



**NO TANGLE CLAMPING NUT**

**SASCO TUBES & ROLL FORMING INC**

SASCO CLAMPING NUTS are fundamental to the Sasco Suspension System. They ensure positive locking between the nut's serrated grooves and the Strut Channel. When they are inserted anywhere along the continuous slot of the channel they allow attachment of fittings without drilling or welding. If changes are required, fittings are easily adjusted, removed or reused. Available in 1/4", 1/2", 3/4", 3/8", 5/8".



**PIPE CLAMP**

**SASCO TUBES & ROLL FORMING INC**

SASCO'S TWO-PIECE PIPE CLAMPS provide ease of installation and infinite adjustability along the channel's continuous slot. 20 to 30% more conduits can be mounted in a given area compared to U-bolts, and up to 40% more than with one-hole pipe straps. These TWO-PIECE PIPE CLAMPS may be used with all sizes of 1 5/8" wide Sasco Strut Channel.



**SEISMIC HANGER ROD STIFFNER**

**SASCO TUBES & ROLL FORMING INC**

SASCO SEISMIC HANGER ROD STIFFENER fastens 1 5/8" (41.3 mm) wide x 1 5/8"(41.3 mm) SR2 Strut Channel to the hanger rod as required by the design engineer.



**SHORT SPRING CLAMP NUT**

**SASCO TUBES & ROLL FORMING INC**


SASCO CLAMPING NUTS are fundamental to the Sasco Suspension System. They ensure positive locking between the nut's serrated grooves and the Strut Channel. When they are inserted anywhere along the continuous slot of the channel they allow attachment of fittings without drilling or welding. If changes are required, fittings are easily adjusted, removed or reused. 3/8" 1/4".



**STRUT**

**SASCO TUBES & ROLL FORMING INC**

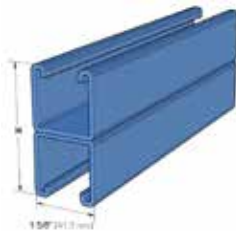
Sasco offers an extensive range of sizes, gauges and multiple combinations of STRUT CHANNELS. Each channel incorporates a continuous slot along the full length and inturred edges that allow infinite design possibilities and cost effective installations. Standard lengths are 10 feet (-120) and 20 feet (-240).



**SLOTTED STRUT**

**SASCO TUBES & ROLL FORMING INC**

SASCO'S SLOTTED STRUT CHANNELS provide adjustment for wall mounting, constructing trapeze supports and other suspension and mounting applications. Available in most single and back to back steel and stainless steel sizes and finishes. Slotted aluminum available in single channel only. Size 1 5/8 X1 5/8 and 1 5/8 x13/16.



**DOUBLE STRUT CHANNEL**

**SASCO TUBES & ROLL FORMING INC**


Sasco offers an extensive range of sizes, gauges and multiple combinations of STRUT CHANNELS. Each channel incorporates a continuous slot along the full length and inturred edges that allow infinite design possibilities and cost effective installations. Standard lengths are 10 feet (-120) and 20 feet (-240).



**FISHPLATE**

**MONTEFERRO**

A complete range of Fishplates are available for varying hoistway applications. Available in standard or seismic to fulfill the requirements of ANSI A17.1 Seismic Zone 3. They are manufactured with a threaded hole for ease of installation.



**FORGED CLIP C**

**MONTEFERRO**

Hot FORGED RIGID GUIDE RAIL clamping system. Recommended for applications where guide rail stack movement is not expected.



**STANDARD GUIDE RAIL**

**MONTEFERRO**

MONTEFERRO'S STANDARD GUIDE RAILS are manufactured in standard lengths of 7', 8', 9' and 16'. T70 and T89 rails are also available in 10' lengths. Metric lengths of 5m and 2.5m as well as custom machined and saw cut lengths are also available.




**HIGH SPEED GUIDE RAILS**

**MONTEFERRO**

MONTEFERRO'S HIGH SPEED GUIDE RAILS offer enhanced tolerances through precision manufacturing, desirable in high speed applications. These guide rails are manufactured in standard lengths of 16" and 5m. Custom lengths are also available.

**FULL LINE DISTRIBUTOR OF THESE QUALITY BRANDS**





## Tactile Surfaces

Tactile Surfaces are a system of textured ground surface indicators that can be found on footpaths, stairs and public transit platforms to assist the visually impaired. They feature truncated domes to create a clear warning of hazardous surface, or way finding bars for directional guidance. Tactile surfaces are available in a variety of materials, from cast iron to rubber; and are available as a cast in place or as a surface applied tile. They also come in a variety of colours to satisfy applications in specialty environments. Each municipality has the authority to specify the material and colour of choice. We offer the full line of tactile surfaces for both interior and exterior applications that are all approved for applications in any Canadian Municipality.



### ACCESS TILE CAST IN PLACE

#### KINESIK ENGINEERED PRODUCTS


ACCESS TILE REPLACEABLE CAST IN PLACE has combined proven engineered polymers, processing and material technologies with innovative and intelligent design features to create the ultimate replaceable tactile walking surface indicators. Access Tile truncated dome and wayfinding bar tiles are the industry leader for durability, weather and wear resistance. Multiple sizes and colours available. Contact your local branch for more information.



### ACCESS TILE SURFACE APPLIED

#### KINESIK ENGINEERED PRODUCTS

ACCESS TILE REPLACEABLE SURFACE APPLIED has combined proven engineered polymers, processing and material technologies with innovative and intelligent design features to create the ultimate replaceable tactile walking surface indicators. Access Tile truncated dome and wayfinding bar tiles are the industry leader for durability, weather and wear resistance. Multiple sizes and colours available. Contact your local branch for more information.



### ADVANTAGE CAST IRON

#### KINESIK ENGINEERED PRODUCTS

ADVANTAGE CAST IRON Tactile Walking Surface Indicator (TWSI) plates are manufactured in strict accordance with ASTM A-48, Class 35B Grey Cast Iron. The Advantage Cast in Place System is lightweight with exceptional high strength, and utilizes the most advanced metallurgical Engineering Science and Technology to meet and exceed the most stringent municipal standards. Advantage Cast Iron is aesthetically pleasing, has exceptional longevity and incorporates integral texture for a permanent slip resistant surface. Cast in Place Uncoated Plates in available sizes in 1.6' x 1', 2x2, 2x2.6. Radius sizes in 2' x 15', 2' x 17.5', 2' x 20', 2' x 25', 2' x 30', 2' x 35'.



### ARMOR-TILE CAST IN PLACE

#### KINESIK ENGINEERED PRODUCTS

ARMOR-TILE CAST IN PLACE is the world leader in tactile walking surface indicators systems. Manufactured of a diamond-hardvitrified polymer composite, ARMOR-TILE truncated dome and wayfinding bar tiles are the industry leader for durability, weather and wear resistance. ARMOR-TILE also is available as a replaceable cast in place (Herculite Series), modular paver, surface applied and directional bars. Multiple sizes and colours available. Contact your local branch for more information.



### ARMOR-TILE SURFACE APPLIED

#### KINESIK ENGINEERED PRODUCTS

ARMOR-TILE SURFACE APPLIED is the world leader in tactile walking surface indicators systems. Manufactured of a diamond-hardvitrified polymer composite, ARMOR-TILE truncated dome and wayfinding bar tiles are the industry leader for durability, weather and wear resistance. ARMOR-TILE also is available as a replaceable cast in place (Herculite Series), modular paver, cast in place, and directional bars. Multiple sizes and colours available. Contact your local branch for more information.



### EON RUBBER RESILIENT BARS

#### KINESIK ENGINEERED PRODUCTS

EON TILE is a durable and flexible tactile indicator chosen first by professionals who design and construct the finest commercial, institutional and public environments. EON TILE is state of the art polymers compounded together to create category leading quality and a contemporary look and finish. Suitable for a variety of applications such as airport con-courses, railway stations, shopping centres, department stores, supermarkets, hospitals, swimming pools, schools, banks, community centres or most any high traffic environment.



### ECOGLO STAIR TREADS


#### KINESIK ENGINEERED PRODUCTS

Ecoglo uses a patented process to produce a range of products that provide solutions for your pathfinding needs. Ecoglo provides step edge contrast while increasing slip-resistance and it is visible in all light conditions. They will glow brightly in the dark for many hours giving your patrons confidence in exiting, even in an emergency.



# Canada's **BEST** Tactile Warning Products!

Our Brands:



[www.kinesik.ca](http://www.kinesik.ca)



## Anchors

National Concrete Accessories supplies a full line of general building and concrete wall anchors. Anchors can be used in a variety of building applications, utilizing many different types of materials. We carry light load anchors, as well as heavy load for all your building code requirements. Concrete wedge anchors for heavy load applications are a fully threaded, stud type that are made in high-grade steel and are assembled with a three-segment expansion clip. Drop in anchors are a good all-around anchoring product. Acrow-Richmond L type and pig tail (crimped) concrete anchor bolts can be cast directly into concrete, leaving the threading exposed to then have the ability to attach the cast piece to another building material.



### CFI WALL CLIP

**UCAN FASTENING PRODUCTS**

Patented clips specially designed for installation of Dow and Tech-Crete Wall panels.



### DRIVE SCREW ANCHOR

**UCAN FASTENING PRODUCTS**

The UCAN DRIVE SCREW ANCHOR is manufactured from a tough and durable Nylon-6 and is preassembled with a zinc plated phillips or square socket drive screw and also stainless steel. The reinforced head holds the fixture firmly in place. This anchor is suitable for all masonry and concrete.



### SINGLE EXPANSION SHIELD

**UCAN FASTENING PRODUCTS**

Rust proof zamac alloy machine type expansion anchor ideally suited for base materials of questionable strength. The single expansion anchor consists of pre-assembled sets of shields and an internally threaded expander cone.



**DOUBLE EXPANSION SHIELD**

**UCAN FASTENING PRODUCTS**

Rust proof zamac alloy machine type expansion anchor ideally suited for base materials of questionable strength. The double expansion anchor consists of pre-assembled sets of shields and an internally threaded expander cone.



**HEAVY LOAD ANCHOR**

**UCAN FASTENING PRODUCTS**

Mechanical anchor with controlled expansion that displays exceptionally high tension and shear loads. Available in both zinc plated grade 8.8 carbon steel & type 316 stainless steel, HEAVY LOAD ANCHORS are ideal for applications requiring a high degree of security and reliability. Available sizes: M16 X 180mm, M10 X 118mm, M16 X 152mm, M20 X 190mm, M20 X 220mm, M6 X 80mm, 16MMX25MM, 20MMX40MM.



**HOLLOW WALL ANCHOR**

**UCAN FASTENING PRODUCTS**

The UCAN HOLLOW WALL ANCHOR is a light duty screw type expansion anchor designed specifically for fastening to cavity walls, constructed of drywall, plaster or wallboard. It is available in 1/8" to 1/4" screw sizes. Once installed, the anchor creates a bearing surface with expanded arms guaranteeing a secure and reliable fixture.



**INSULATION FASTENER**

**UCAN FASTENING PRODUCTS**

The UCAN INSULATION FASTENER is made from an impact resistant low density Polyethylene or Polypropylene copolymer material and is used for fastening insulation board to concrete and masonry.



**KAP TOGGLE ANCHOR**

**UCAN FASTENING PRODUCTS**

Snap-off patented toggle anchor works in most types of hollow cavities. Once the anchor is installed, the mounting screws can be removed and reinstalled.



**ZINC ALLOY SCREW ANCHOR**

**UCAN FASTENING PRODUCTS**

Screw type expansion anchors die cast from Zamac alloy. Can be used in concrete, block, brick and stone. Ideally suited for materials of questionable strength.



**NYLON PIN BOLTS**

**UCAN FASTENING PRODUCTS**

Light duty tamper-proof fastener. The body is formed from high grade nylon and pre-assembled with a zinc plated pin. Suitable for cold storage (freezer liners) etc. where minimum temperature is required.



**MUN NYLON PLUG**

**UCAN FASTENING PRODUCTS**

The MUN NYLON PLUG is made of a tough and durable Nylon-6 which will not crack under impact at low temperatures. Best suited for use in solid masonry base materials. Mun plugs have much higher hold power than plugs made of softer plastics. Sizes 10, 12, & 14 can be used with lag screws.



**LAG SHIELDS - LONG AND SHORT**

**UCAN FASTENING PRODUCTS**

Screw type expansion anchor cast from rust proof zamac alloy. The LAG SHIELD is ideally suited for base materials of questionable integrity. The lag shield consists of die cast sleeves with formed internal threads and designed for use with lag bolts. Lag shields offer significant expansion, and well suited for fastening applications in old masonry structures.



**SLEEVE ANCHOR**

**UCAN FASTENING PRODUCTS**

The UCAN SLEEVE ANCHOR is a medium duty anchor ideal for applications in concrete, hollow block and brick. It is a mechanical expansion anchor assembled with an expansion sleeve, spacer, nut and washer. Sleeve anchors are also available in flat head and hex bolt head types.



**WEDGE ANCHOR**

**UCAN FASTENING PRODUCTS**


The UCAN WEDGE ANCHOR is a fully threaded, stud type, high-grade steel anchor. It is assembled with a three-segment expansion clip and supplied complete with nut and washer. This anchor is available either zinc plated or galvanized, and also supplied in type 304 and 316 stainless steel. WEDGE ANCHORS are best suited to static applications. Multiple sizes available.



**TIE WIRE ANCHORS**

**UCAN FASTENING PRODUCTS**

The TIE WIRE WEDGE ANCHOR is designed primarily for suspended ceiling installation. The anchor consists of a 1/4" dia. steel body with 9/32" diameter wire hole and a three segment expansion clip. 1/4" X 2-1/4".



**TIP TOGGLE**  
UCAN FASTENING PRODUCTS

3/8" x 4" TIP TOGGLE is a versatile, steel hollow cavity wall anchor. Assembled with 3/8-16 X 4" stud, hex nut & large pattern flat washer. All components are zinc-plated. Can be used with 3" or 10" rods for deeper cavities. Pilot hole size 7/8"(22mm).



**TOGGLE BOLTS**  
UCAN FASTENING PRODUCTS

The UCAN TOGGLE BOLT is an ideal anchor for fastening into any hollow material. This fastener is manufactured from high quality zinc plated steel with wide bearing arms to create excellent load transfer on the back of the base material. The toggle bolt is available in diameters ranging from 1/8" to 3/8" and bolt lengths up to 6". Its truss combination head style is suitable for Square socket or slot drivers. Toggle heads only are also available.



**TORPEDO ANCHOR BOLT**  
UCAN FASTENING PRODUCTS

UCAN TORPEDO<sup>®</sup> BOLT is an excellent anchoring solution for medium duty and temporary applications. It is mechanically galvanized for corrosion resistance and a wide range of applications. Matched with a standard UCAN ANSI tolerance drill bit, this fastener exhibits consistently high load values. UCAN TORPEDO<sup>®</sup> BOLT installs quickly leaving the clean appearance of a finished hex washer head on the working surface. Available sizes: 1/2"x2-1/2", 3/4"x7", 3/8"x1-3/4", 3/8"x2-1/2" and 3/8"x5".



**TWISTER ANCHOR**  
UCAN FASTENING PRODUCTS

Special drywall anchor which installs in drywall or plaster using a hand or cordless screwdriver. It requires no pre-drilling and cuts cleanly through all layers of drywall with no tearing and minimal disturbance to its integrity.



**U-DRIVE ANCHOR**  
UCAN FASTENING PRODUCTS

Hot dip galvanized, heat treated spiral shank nail-in fastener for concrete & most masonry.

**UCAN**

**FASTENING PRODUCTS**


**MECHANICAL & SPECIALTY ANCHORING**



MNA  
NYLON DRIVE SCREW  
• IDEAL FOR TEMPORARY FORMING APPLICATIONS



UTB  
UCAN TORPEDO™ BOLT  
• REMOVABLE & GALVANIZED



WED  
CARBON STEEL ZINC PLATED WEDGE ANCHORS



UTT 348  
TIP TOGGLE  
"THE HOLLOW CAVITY SOLUTION"



RSC 1025  
REBAR SAFETY CAP



PZI  
PRECAST INSERTS  
• PERMANENT



FR 5-28 MAX  
FLO-ROK® ANCHORING ADHESIVE  
• YEAR ROUND USE  
• CURES DOWN TO -20 °C  
• FIRST NOZZLE "FREE"




PA 3500  
28 oz. MANUAL DISPENSING TOOL



PA 5000  
28 oz. BATTERY POWERED DISPENSING TOOL  
• 2 BATTERIES, CHARGER & CASE INCLUDED

**FULL LINE DISTRIBUTOR OF THIS QUALITY BRAND**

**UCAN**  
**FASTENING PRODUCTS**



## Nails

National Concrete Accessories provides nail solutions for any construction projects. We supply varying styles, sizes and finishes within our lines. All of our nails meets or exceeds all ASTM standards to ensure that your project is not slowed down by inferior quality. Our selection includes a variety of finishes, including bright, galvanized, or coated. Bright or bare nails are commonly used for temporary forming and framing situations or for interior applications due to their susceptibility to corrosion. Galvanized nails are best for long term exterior usage as the galvanized coating is resistant to heat and moisture, to prevent corrosion. Coated nails reduce friction during penetration, allowing them to enter faster and saving time lost with each hammer swing.



### COATED NAILS

**ACROW-RICHMOND**

Phosphate coating is added to the common nails to ease penetration in the wood and increase holding power. It offers no protection against rust and corrosion. Available sizes: 2" 2-1/4", 2-1/2", 3", 3-1/4" and 3-1/2".



### COMMON NAIL

**ACROW-RICHMOND**

The AR COMMON NAIL is made with smooth shank, and forged with a flat head. Most typically used for framing and forming. Available sizes: 2", 2 1/4", 2 1/2", 2 3/4", 3", 3 1/4", and 3-1/2".



### CONCRETE NAILS

**ACROW-RICHMOND**

For general interior and exterior construction, carpentry and wood framing. 50LBS PACK Available sizes: 1", 1-1/2", 1-3/4", 2", 2-1/2" and 3".



### DUPLEX NAIL

**ACROW-RICHMOND**

For temporary construction where nail removal is required such as concrete form work, scaffolds and bracing. Also used for stringing temporary wiring. Available sizes: 2", 2-1/4", 2 1/2", 2 3/4", 3", 3 1/4" and 3 1/2".



### PLASTI-TOP NAILS

**PERMAGRIP FASTENING SYSTEMS INC**

Plasti-top nails are used to secure felt for roof decking, housewrap or foamboard. Available sizes: 1-1/2", 2", 2-1/2" and 3.



### BRIGHT COMMON NAILS

**TREE ISLAND INDUSTRIES LTD**

COMMON NAILS are used for general construction. Bright finish nails are not recommended for use in high moisture areas, exterior in ACQ treated lumber. 50LBS. Available sizes: 2 1/4", 3", 3-1/4" and 3-1/2".



### BRIGHT DUPLEX

**TREE ISLAND INDUSTRIES LTD**

For temporary construction where nail removal is required such as concrete form work, scaffolds and bracing. Also used for stringing temporary wiring. Available sizes: 2-1/4", 3" and 3-1/4".



### SPIRAL NAIL

**TREE ISLAND INDUSTRIES LTD**

For general construction use where ease of driving and greater holding power are required. Effective against shock loads and vibrations, holding power increases from 50% to 200%. 50LB CTN. Sizes Available: 2", 2-1/2", 3" and 3-1/2".


**PROUD FULL LINE DISTRIBUTOR OF THESE QUALITY BRANDS**











**Tape**

National Concrete Accessories carries an assortment of general and specialty tapes such as masking tape, membrane tapes and sheathing tape. General tapes are common types of fastening tapes that are used for most applications, like masking tape and duct tape. Our specialty tapes include products like sheathing tape and membrane tape that compliment specific engineered products.



**2020 MASKING TAPE**

**3M CANADA COMPANY**

SCOTCH® GENERAL PURPOSE MASKING TAPE is a great choice for jobs where higher adhesion tapes are needed. The high adhesion levels make them ideal for most coated, non-damageable surfaces. The masking tape provides exceptional durability and staying power, yet still offers the same clean removal one may require. The masking tape bonds aggressively, yet has a smooth unwind for easy application. It resists lifting and curling which helps to reduce labour and overall production time. Available in 3/4", 1, 1-1/2" and 2".



**3M HEAVY DUTY DUCT TAPE**

**3M CANADA COMPANY**

3M® DUCT TAPE 3939 is composed of a waterproof polyethylene film over cloth scrim backing with a rubber adhesive used for demanding duct tape applications. 3M® DUCT TAPE 3939 is the all-around holding, splicing, masking, patching, sealing and seaming tape. A polyethylene coated cloth backing with rubber adhesive offers high tack, conformability, strength and easy tear. The individual roll wrap preserves integrity of the roll for less waste and the product number is printed in core to insure the correct product is used. It features good moisture resistance and has good tensile strength.



**SHEATHING TAPE**

**3M CANADA COMPANY**

3M CONSTRUCTION SHEATHING TAPE 8088 is a high performance sheathing tape that installs and performs well over a broad temperature range. It can be used for attaching and affixing, as well as bonding and offers a low moisture vapour transmission rate. It has terrific holding power that resists lifting and curling. The tape also offers a UV resistant film that helps protect against sunlight damage, and also provides great adhesion in cold temperatures.



**VOLCLAY SEAMTAPE**

**CETCO**

VOLCLAY SEAMTAPE is a thick butyl rubber tape used to seal waterproofing membrane overlap seams. VOLCLAY SEAMTAPE consists of 20 mils (0.50 mm) of black adhesive butyl compound integrally bonded to a 5 mil (0.14 mm) thick polyethylene film. Available in 50' and 125'.



**DELTA FASSADE FLASHING ROLL TAPE**

**COSELLA DORKEN PRODUCTS INC.**

Premium tape that comes in matching black for use with DELTA®-FASSADE S water-resistive barrier for open joint cladding systems. DELTA®-FASSADE TAPE provides superior adhesion and sealing around windows, doors, end laps, side laps, and other penetrations for a water-tight building enclosure while maintaining the critical UV protection of the system. Available in 4" x 65'-7" rolls.



**VAPORFLEX TAPE**

**LAYFIELD GEOSYNTHETICS & INDUSTRIAL FABRICS**

VAPORFLEX® products are available in rollstock and are seamed in place using rugged VAPORFLEX® POLYMER TAPE, providing "quick-stick" bonding. We also offer double-sided VAPORFLEX® moldable sealant tape for attaching to foundations and other structures.



**SEAM TAPE**

**RAM BOARD**

The Ram Board Seam Tape seals the seams in the board when applied to the surface. Also available in Vapor-Cure Tape that prevents cure lines in concrete. It prevents blotchy finishes to concrete by allowing moisture to escape while the concrete is curing.

**FULL LINE DISTRIBUTOR OF THESE QUALITY BRANDS**





## Finishing Tools

Our concrete finishing tools are designed for the professional finisher and are engineered to last. We stock high quality stainless steel trowels, magnesium and resin floats, as well as fresnos and bull floats. All of our concrete finish tools come in a multitude of sizes to fit any project size. We also stock hand edgers, walking edgers, groovers, and synthetic and natural horsehair brooms to do the finishing touches. You can customize our line of cement finishing tools with a selection of different lengths and thicknesses of handles to suit your every need.



### THE PREMIER LINE FINISHING BROOM

**MARSHALLTOWN TROWEL CO.**

Offset handgrip gives a variety of gripping locations. 12" length with 3" long bristles. Excellent brush for texturing concrete curbs, gutters & other tight places. Available in poly and poly/horsehair blend.



### THE PREMIER LINE CONCRETE BROOM

**MARSHALLTOWN TROWEL CO.**

Long wearing 2 3/4" black polypropylene bristles set solidly into a natural lacquered hardwood block. Threaded hole accepts any standard broom handle. Ideal for applying non-slip finish to newly finished concrete surfaces. Available in 24", 36" and 48".



### THE PREMIER LINE NATURAL HORSEHAIR BROOM-WOOD BLOCK

**MARSHALLTOWN TROWEL CO.**

Long wearing 2 1/2" 100% horsehair bristles set solidly into a natural lacquered hardwood block. Threaded hole accepts any standard broom handle. Ideal for applying non-slip finish to newly finished concrete surfaces. Set in a thin style hardwood block. Available in 12" 24" and 36".



### THE PREMIER LINE ALUMINUM BACKED CONCRETE BROOM

**MARSHALLTOWN TROWEL CO.**


3" black poly fibers set in a lightweight aluminum back. Used to brush concrete after floating. Clevis handle mounting bracket included. Available in 24", 36", 48".



### THE PREMIER LINE PERMASHAPE BROKEN-IN TROWEL

**MARSHALLTOWN TROWEL CO.**

PermaShape guarantees trowel will maintain original broken-in shape. The broken-in shape eliminates line and ripple marks right from the start. Beveled work edges prevent surface aggregate popping. Beginning finishers can do a better job and be more productive sooner. Highest grade high carbon spring steel. Aluminum alloy Xtralite mounting is lightweight but very strong. Features stainless steel rivets and a resilient DuraSoft handle that provides a soft feel, reduces fatigue, and offers excellent durability. Available in 12" X 3", 12" X 4", 14" X 3", 14" X 4", 14" X 5", 16" X 4", 18" X 4", 18" X 5", 20" X 4" and 20" X 5".



### THE PREMIER LINE SQUARE END FINISHING TROWEL

**MARSHALLTOWN TROWEL CO.**

Highest grade hardened and tempered spring steel blade, properly shaped. Aluminum alloy Xtralite mounting is lightweight but very strong. Beveled work edges prevent surface aggregate popping. Available with a wood or DuraSoft handle. Available in 11" X 4-1/2", 12" X 3", 12" X 4", 14" X 3", 14" X 4", 16" X 4", 18" X 4", 20" X 4", 24" X 4" and 24" X 5".



### THE PREMIER LINE BLUE STEEL SQUARE END FINISHING TROWEL

**MARSHALLTOWN TROWEL CO.**

Made from the highest grade blue spring steel, properly shaped and tempered. Aluminum alloy Xtralite mounting is lightweight but very strong. Available with a wood or DuraSoft handle. Available in 16" X 4" and 20" X 4".



### THE PREMIER LINE ROUND END FINISHING TROWEL

**MARSHALLTOWN TROWEL CO.**

Highest grade hardened and tempered spring steel blade, properly shaped. Aluminum alloy Xtralite mounting is lightweight but very strong. Beveled work edges prevent surface aggregate popping. Available with a wood or DuraSoft handle. Available in 14" X 4", 16" X 4", 20" X 4" and 24" X 5".



### THE PREMIER LINE BLUE STEEL ROUND END FINISHING TROWEL

**MARSHALLTOWN TROWEL CO.**

Highest grade hardened and tempered spring steel blade, properly shaped. Aluminum alloy Xtralite mounting is lightweight but very strong. Beveled work edges prevent surface aggregate popping. Available with a wood or DuraSoft handle which provides a soft feel, reduces fatigue, and offers excellent durability. Available in 16" X 4", 18" X 4", 20" X 4", 20" X 5", 24" X 4" and 24" X 5".



**THE PREMIER LINE POOL TROWEL**

**MARSHALLTOWN TROWEL CO.**

Highest grade hardened and tempered spring steel blade, properly shaped with 6 rivets. Short aluminum alloy Xtralite mounting is lightweight but very strong. Blade is flexible enough to bend to almost any radius. Available with a wood or DuraSoft handle . Available in 10" X 3", 14" X 4", 16" X 4-1/2" and 24" X 5".



**THE PREMIER LINE BLUE STEEL POOL TROWEL**

**MARSHALLTOWN TROWEL CO.**

Highest grade hardened and tempered and blued spring steel blade, properly shaped. Short aluminum alloy Xtralite mounting is lightweight but very strong. Blade is flexible enough to bend to almost any radius. Available with a wood or DuraSoft handle . Resilient DuraSoft handle provides a soft feel, reduces fatigue, and offers excellent durability. Available in 14" X 4", 16" X 4-1/2", 18" X 5" and 20" X 5".



**THE PREMIER LINE MIDGET TROWEL**

**MARSHALLTOWN TROWEL CO.**

Aluminum alloy Xtralite mounting is lightweight but very strong. Available with a wood or DuraSoft handle. Available in 8" X 3", 11" X 4-1/2", 12" X 4", 14" X 4-3/4", 14" X 4", 16" X 3", 16" X 4", 18" X 4" and 20" X 4".



**THE PREMIER LINE PIPE TROWEL**

**MARSHALLTOWN TROWEL CO.**

Ideal for finishing around pipes and in tight areas. Highest grade hardened and tempered spring steel blade. Aluminum alloy Xtralite mounting is lightweight but very strong. Resilient DuraSoft handle provides a soft feel, reduces fatigue, and offers excellent durability. Available in 10-1/2" X 3".



**THE PREMIER LINE MAGNESIUM HAND FLOAT - DURASOFT HANDLE**

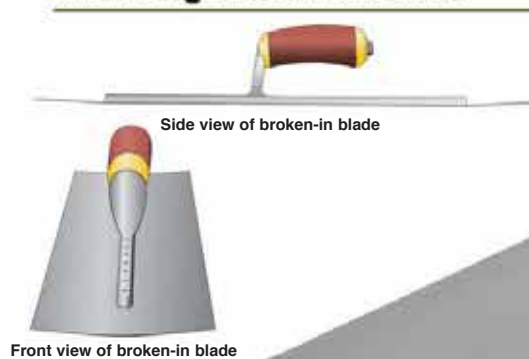
**MARSHALLTOWN TROWEL CO.**

Extruded from very hard, durable, lightweight magnesium. Comfortable DuraSoft handle is positioned to give the tool perfect balance. Handles are secured with torque pad screws that will not back out. Recommended for use with air entrained concrete. Magnesium floats produce a smoother finish than wood. Available in 8" X 3", 12" X 3-1/8", 12" X 3-3/4", 16" X 3-1/8", 20" X 3-1/8", 24" X 3-1/8" and 24" X 3-3/4".

**MARSHALLTOWN®**  
**THE BEST FINISHING TROWEL MADE!**

**DURASOFT® HANDLE**  
Provides a soft feel, reduces fatigue and offers durability

**BROKEN-IN BLADE**  
Eliminates lines and ripple marks right from the start



**BEVELED WORK EDGE**  
Helps prevent surface aggregate popping



**GUARANTEED TO NEVER LOSE ITS SHAPE.**

U.S. Patent Nos. 5,697,265; 5,522,111; 5,713,096; 5,791,009; & 6,032,320

EDI 17215  
Printed in U.S.A.

Marshalltown, IA • Phone 800-888-0127 / 641-753-5999 • Fax 800-477-6341 / 641-753-6341 • [www.MARSHALLTOWN.com](http://www.MARSHALLTOWN.com)



**THE PREMIER LINE SQUARE END MAGNESIUM FLOAT- WOOD HANDLE**

**MARSHALLTOWN TROWEL CO.**

Extruded from very hard, durable, lightweight magnesium. Comfortable handle is positioned to give the tool perfect balance. Handles are secured with torque pad screws that will not back out. Recommended for use with air entrained concrete. Magnesium floats produce a smoother finish than wood. Available in 12 X 3 1/8, 16 X 3 1/8 and 20 X 3 1/8.



**THE PREMIER LINE ROUND END MAGNESIUM FLOAT-DURASOFT HANDLE**

**MARSHALLTOWN TROWEL CO.**

Extruded from very hard, durable, lightweight magnesium. Comfortable DuraSoft handle is positioned to give the tool perfect balance. Handles are secured with torque pad screws that will not back out. Recommended for use with air entrained concrete. Magnesium floats produce a smoother finish than wood. Available in 12 X 3 1/8, 16 X 3 1/8, 20 X 3 1/8 and 24 X 3 1/8.



**THE PREMIER LINE ROUND END MAGNESIUM FLOAT - WOOD HANDLE**

**MARSHALLTOWN TROWEL CO.**

Extruded from very hard, durable, lightweight magnesium. Fully rounded ends help prevent float marks. Comfortable handle is positioned to give the tool perfect balance. Handles are secured with torque pad screws that will not back out. Magnesium floats produce a smoother finish than wood. Large Round Wood Handle available in 12" x 3-1/8", 16" x 3-1/8" and 24" x 3-1/8".



**THE PREMIER LINE RESIN FLOAT**

**MARSHALLTOWN TROWEL CO.**

Made from 3/8" thick laminated canvas resin. Extremely dense. Works the slab like a wood float but lasts longer. Great for working color hardeners into concrete. DuraSoft Handle. Available in 12 X 3 1/2, 14 X 3 1/2, 16 X 3 1/2, 16 X 3 1/2 X 3/8, 18 X 3 1/2 X 3/8 and 20 X 3 1/2.



**THE PREMIER LINE ROUND END RESIN FLOAT**

**MARSHALLTOWN TROWEL CO.**


Made from 3/8" thick laminated canvas resin. Extremely dense. Works the slab like a wood float but lasts longer. Great for working color hardeners into concrete. DuraSoft Handle 12 X 3 1/2, 16 X 3 1/2 and 20 X 3 1/2.



**THE PREMIER LINE FINE CELL RED RUBBER FLOAT - 9" X 4" X 5/8"**

**MARSHALLTOWN TROWEL CO.**

5/8" thick red rubber bonded to aluminum backing plate. Used by plasterers & other finishers for textured finishes. Fine pad.



**THE PREMIER LINE MOLDED RUBBER FLOAT - 9" X 4" X 5/8"**

**MARSHALLTOWN TROWEL CO.**

Molded black rubber pad is very comfortable and has a dense texture. Float face is permanently cemented to the lightweight aluminum backing. The ideal float for bringing sand to the surface. Used by concrete finishers & plasterers.



**THE PREMIER LINE ZINC GROOVER**

**MARSHALLTOWN TROWEL CO.**

Made from high quality long wearing zinc, harder than bronze. Finely finished to cut sharp clean grooves. Shaped to eliminate concrete-catching corners. Dimensionally very consistent. Smooth finish allows for easier clean-up. Resilient DuraSoft handle provides a soft feel, reduces fatigue, and offers excellent durability. Bit available in 3/4D X 3/8, 1D X 3/8 and 1/2D X 3/8.



**THE PREMIER LINE ZINC WALKING GROOVER**

**MARSHALLTOWN TROWEL CO.**

Made from high quality, long wearing zinc. Has the weight and finish to cut quickly and cleanly. Double end bit permits use in either direction. Use with our #9 or #10 series handle(sold separately).



**ALUMINUM GROOVER ATTACHMENT FOR BULL FLOAT**

**MARSHALLTOWN TROWEL CO.**

Made from durable hardened aluminum. Two thumbscrews are used to tighten the attachment to the bull float. Slides easily over any bull float Gives the bull float the ability to form grooves or expansion joints. Can also be used in combination to form multiple grooves. Available sizes 1 1/2D X 1/4R, 1D X 1/4R and 3/4D X 1/4R.



**THE PREMIER LINE BLUE GLIDER**

**MARSHALLTOWN TROWEL CO.**

Made of blue spring steel. A C-channel runs the length of the gliders to help strengthen the blade. Included with the gliders is a hardware package that contains two bolts, two nuts, two lock washers and two flat washers. Rounded Ends. Can be used with all of our pitch adjusting adapters; RotaLeveler®, AutoJust®, Rock-It, & “Twister”. Available in 36”, 48”, 72”.



**ROUND END BLUE STEEL MULTI-MOUNT FRESNO-THREADED ADJUSTABLE BRACKET**

**MARSHALLTOWN TROWEL CO.**

Has a superior quality high carbon steel blade. Comes with an all-angle swivel attachment. Accepts our #9 (#14841) or #10 (#14842) wooden handle (sold separately). Available in 36” X 5” and 48” X 5”..



**THE PREMIER LINE FRESNO TROWEL**

**MARSHALLTOWN TROWEL CO.**

Has a superior quality high carbon steel blade. Comes with an all-angle swivel attachment. Accepts our #9 (#14841) or #10 (#14842) wooden handle (sold separately). Available in 24” X 5”, 30” X 5”, 36” X 5” and 48” X 5”..



**THE PREMIER LINE MAGNESIUM BULL FLOAT**

**MARSHALLTOWN TROWEL CO.**

Made from the finest extruded magnesium available. Lightweight, long wearing and properly balanced to provide the finish you want. No other heavy duty bull float outlasts this one. Available in 36” X 8”, 42” X 8”, 45” X 8”, 48” X 8” and 60” X 8”.



**THE PREMIER LINE MAGNESIUM CHANNEL BULL FLOAT-ROUND END**

**MARSHALLTOWN TROWEL CO.**

Made from the finest extruded magnesium available. Stiffer and more resistant to warping than standard bull floats. Perfect tool to use when high “F” numbers are required. Available in 48”, 60” and 72”.



**THE PREMIER LINE ROUNDED END MAGNESIUM BULL FLOAT**

**MARSHALLTOWN TROWEL CO.**

Made from the finest extruded magnesium available. Lightweight, long wearing and properly balanced to provide the finish you want. No other heavy duty bull float outlasts this one. Available in 36” X 8”, 42” X 8”, 45” X 8”, 48” X 8” and 60” X 8”.



**BRONZE CHAMFER TUBE EDGER**

**MARSHALLTOWN TROWEL CO.**

High quality long wearing bronze blade. Comfortable soft grip handle with finger guard. Finely finished to make smooth, clean edges. Used to put a beveled edge on round supports Soft Grip available in 12”, 18”, 24”, 30”, 48” with 3/4” lip.



**BLUE STEEL EDGER - WOOD HANDLE**

**MARSHALLTOWN TROWEL CO.**

Heavy gauge blue steel high carbon blade. Sturdy steel mounting welded to the blade. Resilient DuraSoft handle provides a soft feel, reduces fatigue, and offers excellent durability. Used to produce a radius at the edge of a concrete slab to prevent the edge from chipping. 3/8R, 1/2L, q/2R, 5/8L, 5/8R, 7/8L,1R, and 1 1/8L.



**6” X 6” X 3 1/2” BLUE STEEL OUTSIDE STEP TOOL**

**MARSHALLTOWN TROWEL CO.**

Made of blue steel with a 90 degree blade angle. Resilient DuraSoft handle provides a soft feel, reduces fatigue, and offers excellent durability.



**THE PREMIER LINE BLUE STEEL EDGER-CURVED ENDS -DURASOFT HANDLE**

**MARSHALLTOWN TROWEL CO.**

Heavy gauge blue steel high carbon blade. Sturdy steel mounting welded to the blade. Resilient DuraSoft handle provides a soft feel, reduces fatigue, and offers excellent durability. Used to produce a radius at the edge of a concrete slab to prevent the edge from chipping. 6” X 3”, 6” X 4”, 6” X 6” and 9” X 6”.



**THE PREMIER LINE STAINLESS STEEL EDGER-STRAIGHT ENDS**

**MARSHALLTOWN TROWEL CO.**

Heavy gauge 301 premium stainless steel blade. Sturdy steel mounting welded to the blade. Resilient DuraSoft handle provides a soft feel, reduces fatigue, and offers excellent durability. Used to produce a radius at the edge of a concrete slab to prevent the edge from chipping. Available in 8” X 6”, 6” X 6”, 6” X 4”, 6” X 3”, 6” X 2-3/16” and 1”x6”.



**STAINLESS STEEL EDGER**

**MARSHALLTOWN TROWEL CO.**

Heavy gauge 301 premium stainless steel blade. Sturdy steel mounting welded to the blade. Used to produce a radius at the edge of a concrete slab to prevent the edge from chipping. Available in 8” X 8” and 6” X 3” with wood handle.



**THE PREMIER LINE 10" X 6" STAINLESS STEEL 2-WAY WALKING EDGER**

**MARSHALLTOWN TROWEL CO.**

Made of heavy 16 gauge 301 premium stainless steel. Abrasion tests show these edgers will wear twice as long as other stainless steel edgers. Slightly convex blade prevents gouging. Work with our #9 or #10 handle (sold separately). Cast aluminum 2-way bracket riveted to a welded steel plate. Used to produce a radius at the edge of a concrete slab to help prevent the edge from chipping off.



**WALKING EDGER WITH ADJUSTABLE GROOVER**

**MARSHALLTOWN TROWEL CO.**

Made of heavy 16 gauge stainless steel. Blade size is 14" X 5". Ideal for creating decorative borders in fresh concrete. Designed to accept all fresno groover attachments. Groover is adjustable and tightens with two thumbscrews.



**THE PREMIER LINE STAINLESS STEEL EDGER WITH ADJUSTABLE GROOVER**

**MARSHALLTOWN TROWEL CO.**

Made of heavy 16 gauge stainless steel. Blade size is 14" X 5". Ideal for creating decorative borders in fresh concrete. Designed to accept all fresno groover attachments. Groover is adjustable and tightens with two thumbscrews.



**CURB AND GUTTER TOOL**

**MARSHALLTOWN TROWEL CO.**

6 in. wide and made of heavy gauge stainless steel. Resilient DuraSoft handle provides a soft feel, reduces fatigue, and offers excellent durability. Ideal tool for finishing curbs and gutters. Single piece design saves time and effort.



**THE PREMIER LINE SHOCKWAVE STANDARD BLADE**

**MARSHALLTOWN TROWEL CO.**

L-Shaped board is ideal for wet screeding and works well for form-to-form screeding. Curl edge keeps concrete from rolling forward. Constructed of aluminum alloy engineered to withstand prolonged vibration. Available in 6', 8', and 10'.



**THE PREMIER LINE HIGH STRENGTH SCREED**

**MARSHALLTOWN TROWEL CO.**

Premium high strength alloy won't rust or rot; more damage and warp resistant. End capped to prevent concrete from getting inside. Lightweight, long wearing and rigid. Available in 1" X 4" X 6', 1" X 4" X 12" and 14' X 2" X 4'.



**ROLLER TAMPER**

**MARSHALLTOWN TROWEL CO.**

Ideal for embedding exposed aggregate. Quickly levels slab and prepared it for final finish. Fully assembled with dual adapter (included) allows use with any of our push button or female threaded end handles. Available in 24", 36" and 48".



**THE PREMIER LINE 7 1/2" BUCKET TROWEL**

**MARSHALLTOWN TROWEL CO.**

Forged from a single piece of high grade tool steel. Six inch hardwood handle. Right Angled.



**THE PREMIER LINE MARGIN TROWEL**

**MARSHALLTOWN TROWEL CO.**

Forged from a single piece of high carbon steel. Tempered, ground, and polished from toe to heel. Available with a wood or DuraSoft handle. Available in 5" X 1-1/2", 5" X 2" and 8" X 2".



**THE PREMIER LINE POINTING TROWEL**

**MARSHALLTOWN TROWEL CO.**

Forged from a single piece of high carbon steel. Available with a wood or DuraSoft handle. Available in 1/2" X 2-3/4", 4-1/2" X 2-1/4", 5" X 2-1/2", 6" X 2-3/4" and 7" X 3".



**TUCK POINTER**

**MARSHALLTOWN TROWEL CO.**

Forged from one piece of high carbon steel. Tapered for the required sturdiness and correct flexibility. High shank and high lift give plenty of hand room. Available with a wood or DuraSoft handle 6" X 3/8", 6" X 1/4", 6" X 1/2", 6-3/4" X 5/8", 6-3/4" X 5/16" and 6-1/2" X 3/16".



**THE PREMIER LINE ALL-ALUMINUM PLACER WITHOUT HOOK-WELDED HANDLE**

**MARSHALLTOWN TROWEL CO.**

Aluminum construction, powder coated. Braced for additional strength. 60" Long. Soft grip end-cap. 19-1/2" X 4" Blade. Comes without Hook.





**THE PREMIER LINE 6' PUSH BUTTON HANDLE**

**MARSHALLTOWN TROWEL CO.**

Anodized spring loaded button-type aluminum sections snap together quickly and will not loosen during use. Available in 1-3/4" and 1-3/8" diameter.



**THE PREMIER LINE 6' THREADED ALUMINUM HANDLE  
1-3/4" DIAMETER**

**MARSHALLTOWN TROWEL CO.**

Aluminum Construction. The large threads can be combined with similar handles made by others.



**PUSH BUTTON HANDLE 1-3/4" DIAMETER**

**MARSHALLTOWN TROWEL CO.**

Constructed of thick-walled aluminum tubing. Heat Treated, lightweight. Quick connect snap spring positively lock handles in place. Available in round or octagonal configurations.



**THE PREMIER LINE 72" ASH HANDLE WITH STEEL CLEVIS**

**MARSHALLTOWN TROWEL CO.**

Wood Handles are fitted with a steel clevis. For use with tools which require a clevis-style bracket. 1 1/2" Diameter - 5/16" Wide Clevis.

**FULL LINE DISTRIBUTOR OF THIS QUALITY BRAND**



**Hand Tools**

It is important when selecting your hand tools to pick a product that will not only last, but will also help you complete your task faster and more comfortably. National Concrete Accessories offers our customers the finest hand tools on the market to meet these requirements. Our lines of contractor grade pliers, knives, tie wire twisters, masonry brushes, brooms, shovels and hammers are must have products for any construction site. We also have top quality caulking guns in cartridge, dual cartridge and bulk format to make sure any chemicals or joint materials are properly installed efficiently and without waste.



**3-IN-1 CAULKING GUN**

**ACROW-RICHMOND**

The AR 3-IN-1 CAULKING GUN has the ability to be used as a bulk, sausage or 10oz cartridge gun. Comes fully equipped with all necessary parts to make the conversion. Made with a durable aluminum body, with an 18:1 thrust ratio.



**B12S20 MANUAL SAUSAGE DISPENSING GUN**

**ALBION ENGINEERING COMPANY**

Full size handle for comfortable, efficient dispensing. Double gripping plate technology for no slipping and long life. Convenient rotating swivel barrel. Durable sausage pistons prevent bag-wrap. 20oz with a 12:1 thrust ratio.



**DL-45-T13 SPECIAL DELUXE MANUAL BULK GUN**

**ALBION ENGINEERING COMPANY**

Heavy duty 5/16" square drive rod, driven by a pair of hardened steel grip plates. Rotating 20oz (14" long) steel barrel for convenience and durability. Comfortable epoxy coated handle. Double set of oiled leather pistons stiffened by a trio of steel washers for reliable suction during loading and dispensing. Conical ejector for more complete dispensing. Standard 1/2" ID round metal nozzle. Threaded steel front cap. 20oz.





**9" HIGH-LEVERAGE IRONWORKER'S WORK PLIERS**

**KLEIN TOOLS INC**

Twists and cuts soft annealed rebar tie wire. High-leverage design. Rivet is closer to the cutting edge for 46% greater cutting and gripping power than other plier designs. Hook bend handle. Spring-loaded action for self-opening Induction hardened cutting knives for long life. Hot-riveted joint ensures smooth action and no handle wobble. Heavy-duty knurled jaws. Unique handle tempering helps absorb the "snap" when cutting wire. Precision-hardened plier head for on-the-job toughness.



**9" HIGH-LEVERAGE DIAGONAL-CUTTING PLIERS - IRONWORKER'S**

**KLEIN TOOLS INC**

For soft annealed rebar tie wire. Short jaws and beveled cutting edges permit close cutting of wire. Induction-hardened cutting knives for long life. Plastic-dipped handles for comfort and ease of identification.



**9" SIDE-CUTTING PLIERS**

**KLEIN TOOLS INC**

Sure-gripping, cross-hatched knurled jaws. Induction hardened cutting knives for long life. Hot-riveted joint ensures smooth action and no handle wobble. Unique handle tempering helps absorb the "snap" when cutting wire. Precision-hardened plier head for on-the-job toughness. Plastic-dipped handles for comfort and ease of identification.



**9" HIGH-LEVERAGE SIDE-CUTTING PLIERS - HEAVY-DUTY CUTTING**

**KLEIN TOOLS INC**

Cuts ACSR, screws, nails and most hardened wire. High-leverage design. Rivet is closer to the cutting edge for 46% greater cutting and gripping power than other plier designs. Induction hardened cutting knives for long life. Hot-riveted joint ensures smooth action and no handle wobble. Streamlined design with sure-gripping, cross-hatched knurled jaws. Unique handle tempering helps absorb the "snap" when cutting wire. Precision-hardened plier head for on-the-job toughness.



**REBAR HICKEY**

**KLEIN TOOLS INC**

Lightweight REBAR HICKEY has exceptionally durable steel-alloy head and extra-strong handle to withstand extreme conditions. Bends #7 thru #9 Rebar, 65 Degree Angle, #6 Rebar, 65 Degree Angle.



**HEAVY DUTY TIE WIRE TWISTER**

**MARSHALLTOWN TROWEL CO.**

Compact size allows the tool to be used in tight spaces. Safely and easily twists wire bar ties. Durable design.



**REBAR BENDER**

**MARSHALLTOWN TROWEL CO.**

Has 5/8" capacity and is 34" in length.



**THE PREMIER LINE GAUGING TROWEL**

**MARSHALLTOWN TROWEL CO.**

Forged from a single piece of highest grade tool steel. Carefully taper ground and polished. Resilient DuraSoft handle provides a soft feel, reduces fatigue, and offers excellent durability. Used for mixing or "gauging" small quantities of quick setting plaster. Available in 7 x 3-3/8".



**THE PREMIER LINE MASONRY BRUSH**

**MARSHALLTOWN TROWEL CO.**

3-1/2" Bristles made of white tampico fiber and are set in hardwood block. Ideal for broadcasting release for decorative concrete applications.



**THE PREMIER LINE RUB BRICK**

**MARSHALLTOWN TROWEL CO.**

Fluted silicon carbide stone 20-grit. Ideal for dressing down and removing form marks from concrete, cleaning brick, or dressing down newly cut tile.



**L-1 - 18MM RACHET LOCK KNIFE**

**OLFA**

With this OLFA utility knife, you're not locked into a fixed depth; its ratchet-lock mechanism gives you unlimited blade positions. The knife has a double-honed blade for superior sharpness and edge retention. Use this utility knife for heavier materials including drywall, linoleum, carpet, flooring materials, insulation, and roofing materials and other construction materials.



**L-2 - 18MM RUBBER INSET KNIFE**

**OLFA**

If secure handling is important to you, you'll appreciate the anti-slip, ribbed rubber inset on this OLFA utility knife. The knife's pistol shape is designed to fit comfortably in your hand, and a finger stop provides added stability. Use this utility knife for construction materials including drywall, linoleum, carpet, flooring materials, insulation, and roofing materials.



**25MM RUBBER INSET GRIP KNIFE**

**OLFA**

Choose this rubber-grip OLFA utility knife when you want ultimate control. The knife has a symmetrical design, so it can be use by both right- and left-handers. Use this utility knife for cutting industrial materials such as gaskets, conduit, belt synthetics, rope, leather, laminates, plastics, fiberglass, rubber and textiles.



**25MM RUBBER GRIP KNIFE**

**OLFA**

You won't be able to resist this OLFA utility knife, with its™ chemical-resistant handle. And you won't believe how easy it is to use "one-hand blade changing and more" until you actually put it to use. This knife can cut industrial materials such as gaskets, conduit, belt synthetics, rope, leather, laminates, plastics, fiberglass, rubber and textiles.



**SELF RETRACTING SAFETY KNIFE**

**OLFA**

Safety experts rely on OLFA cutting tools, like this SELF-RETRACTING SAFETY KNIFE, because OLFA Safety Knives provide an enhanced level of protection. The knife features a textured, slip-resistant handle that increases grip and control for safer use. A gently curved blade slider and spring blade that automatically retracts add to the knife's safety. Use this knife for cutting light to heavy-duty materials such as cardboard, packaging, film, trimmings, shrink wrap and strapping.



**18MM SNAP OFF BLADE**

**OLFA**

If it's precision you want, choose these OLFA SNAP-OFF BLADES. They are extremely sharp to begin with, and you can snap off a dulled edge to maintain cutting precision. Use these blades for construction materials including drywall, linoleum, carpet, flooring, insulation, and roofing materials. Available in standard or UltraSharp in packs of 10 and 50.



**SNAP OFF BLADE**

**OLFA**

If it's precision you want, choose these OLFA SNAP-OFF BLADES. They are extremely sharp to begin with, and you can snap off a dulled edge to maintain cutting precision. Use these blades for construction materials including drywall, linoleum, carpet, flooring, insulation, and roofing materials. Available in standard or UltraSharp in packs of 5 and 20.



**TRAPEZOID BLADES**

**OLFA**

Keep these OLFA multipurpose blades on hand, and you'll never have a dull blade again. Fits the Self retracting Safety Knife, and can be flipped for left or right handed use. Available in 10 or 50 packs.



**Specialty**

We carry a full range of specialty concrete tools that are sure to get the job done right. National Concrete Accessories has some of the world's best specialty tools that can be used for multiple applications for a wide range of contractors. Included in our selection are professional levels and tape measures that have special features to help you complete your task accurately. We offer masons line and blocks, marking paint, chalk and chalk line to use after you have measured and leveled.



**ACID (XP) STAINING SPRAYER**

**CHAPIN INTERNATIONAL INC.**

The CHAPIN ACID STAINING SPRAYER is specifically designed and equipped to handle the corrosive chemicals associated with acid staining. The 2-gallon translucent poly tank comes with a wide 4-inch mouth opening for easy filling and cleaning. Adjustable poly cone nozzle sprays coarse stream to a fine mist. Featuring acid and chemical-resistant seals and gaskets, pressure relief valve and shut off with a lock-off feature to prevent accidental discharge.



**INDUSTRIAL ACETONE HAND SPRAYER**

**CHAPIN INTERNATIONAL INC.**

The CHAPIN ACETONE SPRAYER line is specially designed and equipped for the Decorative Concrete Professional for use in staining with acetone-based dyes and other acetone only applications. The 48-ounce translucent poly tank has an in-tank anti-clog filter and shut-off handle. This compact sprayer features acetone resistant seals and gaskets that will stand up to high concentrations of acetone and an adjustable cone nozzle for fine mists to coarse sprays. Great for smaller areas and detail work.



**INDUSTRIAL ACETONE SPRAYER**

**CHAPIN INTERNATIONAL INC.**

The CHAPIN ACETONE SPRAYER line is specifically designed and equipped for the Decorative Concrete Professional for use in staining with acetone-based dyes and other acetone only applications. The 2-gallon translucent poly tank has a funnel-mouth opening with splash guard and in-tank anti-clog filter. Adjustable tip cone nozzle. Featuring acetone resistant seals, gaskets and hose that will stand up to high concentrations of acetone.



### INDUSTRIAL VITON CONCRETE OPEN HEAD SPRAYER

CHAPIN INTERNATIONAL INC.

The CHAPIN INDUSTRIAL VITON CONCRETE SPRAYER has a 3.5-gallon tri-poxy lined steel tank that provides triple protection against rust, corrosion and damage from denting. Featuring a large 4-inch mouth opening for easy filling and cleaning, brass wand, brass shut-off, brass fan tip nozzle for even coverage, a 48-inch reinforced hose with threaded fittings and Viton seals for most concrete sealer applications (check chemical manufacturers instructions before use). Our open head tanks have a unique Tri-Lock seal that insures the pump cap locks tightly into place.



### XTREME INDUSTRIAL CONCRETE SPRAYER

CHAPIN INTERNATIONAL INC.

The CHAPIN INDUSTRIAL CONCRETE SPRAYER has a 3.5-gallon tri-poxy lined steel tank that provides triple protection against rust, corrosion and damage from denting. Featuring xtreme Seals that are resistant to the most extreme chemicals including Acetone, Naphtha, Xylene and Toluene. This sprayer can keep up with the higher solids and ever changing chemical compositions of today's solvents and accelerators. Also compatible with petroleum solvents. Offering a large 4-inch mouth opening for easy filling and cleaning, brass wand, brass shut-off, brass fan tip nozzle for even coverage, a 48-inch reinforced hose with threaded fittings and Viton seals for most concrete sealer applications (check chemical manufacturers instructions before use). Our open head tanks have a unique Tri-Lock seal that ensures the pump cap locks tightly into place.



### PIN PULLER

DEE CONCRETE ACCESSORIES

Dee's stake pullers are engineered to easily remove our own nail stakes and form pins, or any of our competitor's round or flat stakes that meet the diameter restrictions of the unit used.



### GREAT STUFF PRO DISPENSING GUN

DOW CHEMICAL CANADA ULC

All PRO Series foam dispensing guns are designed to create an air- and moisture-tight seal between the gun and the can. Each PRO gun features a flow control mechanism that permits dispensing beads from 1/8" to 3" (0.3 cm to 8 cm) precisely where needed. The ability to restart combined with pinpoint control allows maximum foam yield and minimal waste. Available in multiple sizes.



### GREAT STUFF PRO GUN CLEANER

DOW CHEMICAL CANADA ULC

Dissolve and remove uncured polyurethane foam from inside and outside of dispensing gun. Available in a 12oz can and comes with two attachments - spray nozzle and gun adapter.

## SPRAYERS BUILT FOR THE PROFESSIONAL



Model 1959



Model 19590



Model 26127

#### Model #1959

- Industrial Concrete Sprayer – 3.5 Gal.
- Viton® seals and gaskets.
- TriPoxy® steel tank with large Tri-lock™ opening for easy filling and cleaning.
- Brass spray handle, wand and nozzle.
- Brass pump.
- Use for concrete additives.

#### Model #19590

- Xtreme™ Industrial Concrete Sprayer – 3.5 Gal.
- Xtreme™ Viton® seals and gaskets.
- TriPoxy® steel tank with large Tri-lock™ opening for easy filling and cleaning.
- Brass spray handle, wand and nozzle.
- Brass pump.
- Use for concrete additives. Great for cleaning/degreasing and for use in decorative concrete work.

#### Model #26127

- Acetone Sprayer – 2.0 Gal.
- Equipped with seals and gaskets resistant to high concentrations of Acetone.
- Acetone resistant hose
- Ceramic tip cone nozzle .16GPM (fine spray)
- Funnel top opening with splash guard



CHAPIN INTERNATIONAL 700 Ellicott St. Batavia, NY 14020 1-800-950-4458 www.chapinmfg.com



### G110 LITTLE GIANT CHALK LINE

KESON INDUSTRIES INC.

The LITTLE GIANT chalk line comes with 110 feet of heavy-duty cord, and pull ring. Hooks easily onto a tool belt and holds almost a pound of chalk. Features a one piece steel crank for longer life.



### PROCHALK PLUS MARKING CHALK

KESON INDUSTRIES INC.

Professional grade MARKING CHALK. Water-resistant lines hold your mark. 8-10 strikes usual line yield. Great flow for easy reel fill-up. Brilliant weather-proof color. Available in multiple sizes in blue and red.





## General

General tools are any tool that have a wide variety of applications and can be used for many areas of construction or even for home owners. We have brushes for construction site applications like our abrasive wire brushes for surface conditioning, deburring concrete, cleaning wood, flaked paint or dried concrete. They are offered in a variety of stiffness, sizes, wire materials, and handles. National Concrete Accessories also supplies a variety of soft bristle cleaning brushes for all your worksite cleaning needs. Power cords are available in different lengths to temporarily connect jobsite tools or lighting. They are flexible and light weight and come with either one outlet or three outlets so you can supply power to more than one piece of equipment.



### CARPENTERS PENCIL

**ACROW-RICHMOND**

The ACROW-RICHMOND CARPENTER PENCIL is designed with a rectangular body to ensure that it does not roll away. They also are easier to grip than standard pencils because they have a larger surface area. Made with hardwood body and durable lead in the USA.



### METRIC/ENGLISH TAPE MEASURE 1" X 25'

**ACROW-RICHMOND**

The ACROW-RICHMOND TAPE MEASURE is durable and rugged. Features both imperial and metric measurements, locking switch and a rubber and high-vis casing.



### ULTIMATE WHEEL BARROW

**ACROW-RICHMOND**

The ACROW-RICHMOND ULTIMATE WHEELBARROW is a heavy-duty, contractor grade wheelbarrow that features steel handles and a Marathon flat free tire. With a reinforced undercarriage, leg stabilizing feet, and a thick steel tray, it is difficult to find a better wheelbarrow on the market.



### FIBREGLASS STEPLADDER

**ALLRIGHT LADDER CO.**

Non-conductive fiberglass rails in safety orange. Molded top with tool slots and slip resistant feet. Inside no-pinch spreader braces with double rivet construction. Available in 3', 4', 5', 6', 8', 10' and 12'.



### INDUSTRIAL WOOD STEPLADDER

**ALLRIGHT LADDER CO.**

High quality clear straight-grain lumber with eased edges. Front steps flush with siderails and tie-rods under every step. Heavy duty plywood top with plastic end caps to prevent chipping. Inside pinch-resistant one piece steel spreader and paint tray. Available in 4', 5', 6', 7', 8', 10' and 12'.



### ROADRUNNER METRIC MEASURING WHEEL

**KESON INDUSTRIES INC.**

The MP401E is Keson's only electronic wheel with a steel frame. It is the worlds sturdiest electronic measuring wheel and the easiest and most comfortable to use. It will stand up to the harshest conditions.



### RADIUS TAPE - IMP/MM

**BMI**

Ergonomically shaped case with a large crank arm Park position for the tape commencement ring and crank arm. Slide bearing shells for the highest winding convenience. With easy grip soft-touch surface. Moreover, the RADIUS products can be supplied with the tapes equipped with the patented FLEXTOP fitting which reliably prevents breakage at the tape commencement. Available in 20M and 30M.



### BASIC TAPE - IMP/MM

**BMI**

The Basic frame series made of highly impact-resistant plastic also incorporate patented features. Ultrasonic welded high-impact torsion-resistant side frames. Moreover, the BASIC products can be supplied with tapes equipped with the patented FLEXTOP fitting which reliably prevents breakage at the tape commencement. The BASIC frame series are extremely durable and handy. Available in 30M and 50M.



**EUROSTAR SPIRIT LEVEL**

**BMI**

The original. With patented laser markings and reflection-free readability! 2% slope markings on horizontal vial. Laser-marked vials provide measuring accuracy. Laser-marked vials provide measuring accuracy of 0.5 mm/m throughout its service life. Tube vial offers easy readability. Strong walls for longer service life and shock-absorbing rubber caps. Available sizes in 2', 4' and 6'.



**ROBUST SPIRIT LEVEL**

**BMI**

Extremely torsion-resistant 4-chamber profile (60 x 26 mm cross-cut). Highest accuracy (0.5 mm / m) due to ultrasonically-welded vials. Inverted measurement (0.5 mm / m). The domed round vial with magnifying effect provides unsurpassed readability, also for inverted measurement. Two milled measuring surfaces (up to 200 cm) Shock-absorbing rubber end-caps preserve high measuring accuracy. Available sizes in 2', 4' and 6'.



**WINKELSTAR ADJUSTABLE SPIRIT LEVEL**

**BMI**

Robust foldable angle level for variable transfer or taking of angles from 0° to 270°. The angles can be fixed in 15° steps. With the built-in vials it can also be used as a spirit level. Easy to transport. Available in different sizes. Available in 2'x 2.6' and 2' x 4'.



**SJTW LOW TEMP EXTENSION CORD**

**COLEMAN CABLE**

Bright BLUE CORD is easily identified on the job site. High Vis/Low Temp vinyl cords provides super-flexibility at temperatures down to -45 degrees F. Lighted ends glow to indicate when the cord has power. Available sizes in 12/3 50 , 12/3 100', 14/3 50' and 14/3 100'.



**SJTW EXTENSION CORD**

**COLEMAN CABLE**

Vinyl jacket resists moisture, abrasion and prolonged exposure to sunlight. Lighted ends glow to indicate when the cord has power. Molded plugs and heavy-duty strain relief protects electrical connections resulting in longer cord life. Outer jacket won't mark floors or walls. Available sizes in 10/3 50' and 10/3 100'.



**YELLOW JACKET HEAVY-DUTY SJTW EXTENSION CORD**

**COLEMAN CABLE**

YELLOW JACKET COMPOUND is more flexible and abrasion resistant at any temperature than standard vinyl compounds. Three times as abrasion resistant as standard vinyl, making these cords the toughest on the jobsite Powerlite indicator plug glows when the cord has power Extra heavy, clear molded plugs are rugged, durable and oversized. Available in 12/3 100'.



**9" ROLLER CAGE**

**DYNAMIC PAINT PRODUCTS INC.**

Professional grade 5-wire cage with heavy duty wire roller Polypropylene threaded handle with metal ferrule. Chrome plated 5/16" shank with 90° bended end.



**9" ROLLER REFILL - 3/8" NAP**

**DYNAMIC PAINT PRODUCTS INC.**

Super absorbent lint free microfibre technology. Superior pickup and release for faster painting. Ideal for low lustre, eggshell and semi gloss paints.



**9" ROLLER TRAY**

**DYNAMIC PAINT PRODUCTS INC.**

Rust resistant steel finish. Ribbed bottom, ladder lock legs. Form fitted solvent resistant liners.



**18" ADJUSTABLE ROLLER CAGE**

**DYNAMIC PAINT PRODUCTS INC.**

Fits all standard poles and has a collar lock that tightens onto pole for added stability. Adjusts up to 18" (457mm) wide and has tightening devices on both sides of the frame to ensure roller stays locked on.



**18" ROLLER REFILL - 3/8" NAP**

**DYNAMIC PAINT PRODUCTS INC.**

Perfect for large surfaces - driveways, decks, and garage floors. Plastic coret.



**18" PLASTIC ROLLER TRAY**

**DYNAMIC PAINT PRODUCTS INC.**

100% recycled plastic. Impact and solvent resistant Large 3.5 litre (3.7 quart) capacity, deep-well design. Handles on all four side for easy transport. Designed for professional use - sturdier, wider and more durable Side pockets allow you to store and move working applicators. Matching tray liners (in 100% recycled PET) available separately.





**GRIZZLEY SLEDGE HAMMER**

**GARANT**

Double face SLEDGE HAMMER, 6 lbs drop-forged and tempered steel head with machined striking faces, black, 36 in. high-visibility fiberglass handle (orange), non-slip safety grip (TPR) Thermo Plastic Rubber. Designed for wood, concrete, metal and stone. Available in 6lb and 12lb.



**HICKORY SLEDGE HAMMER**

**GARANT**

Double face SLEDGE HAMMER, 6 lbs drop-forged and tempered steel head with machined striking faces, black, 32 in. varnished hickory handle. Used for general sledging operations in striking wood, concrete, metal and stone. Common uses are striking spikes, cold chisels, star drills and hardened nails. Available in 6lb, 8lb, and 10lb.



**THE PREMIER LINE MONSTER PRY BAR**

**MARSHALLTOWN TROWEL CO.**

All steel construction ensures long life. Powder coated finish. 56" length gives enough leverage for even the toughest jobs. Ideal for prying forms and other embedded objects. Features a sharper prying bend to give end-user more leverage.



**CROW BAR**

**GARANT**

Industrial grade CROWBAR. Forged and tempered steel. Cutter width 1-1/8 in (2.9 cm). Available in wedge point for construction jobs requiring maximum strength for breaking up hard materials, or in pinch point which is perfect for demanding constructions jobs requiring significant leverage. Its flat surface allows for more control and efficient energy transfer. Available in 51" and 60".



**T-SHAPE WRECKING BAR**

**GARANT**

T-SHAPE WRECKING BAR. Perfect shape for working in tight spaces. Great support and leverage thanks to head's shape providing equal strength in pushing and pulling. Made of ultra-sturdy forged and tempered steel. Available in 24", 30" and 36".



**GOOSENECK WRECKING BAR**

**GARANT**

Hexagonal WRECKING BAR, 3/4-in. diameter. Gooseneck for easier nail pulling. Forged steel construction with polished surfaces. Claw on gooseneck end for more leverage and nail puller at the other end. Used for small construction jobs. Available in 24", 30" and 36".



**SQUARE POINT LONG HANDLE SHOVEL**

**GARANT**

INDUSTRIAL GRADE SQUARE POINT SHOVEL. Heavy-gauge tempered steel blade with forward steps. Ultra-sturdy engineering material long handle composed of a fiberglass core overmolded with TPE for more control and comfort. Double-rivet assembly. Perfect for transporting small quantities of earth, sand, top soil, dirt or other bulk materials.



**SQUARE POINT D-HANDLE SHOVEL**

**GARANT**

INDUSTRIAL GRADE SQUARE POINT SHOVEL. Extra-large heavy gauge hollow back tempered steel blade, load capacity 30% greater. Rolled-back steps, premium varnished ash handle. Ideal for transporting large quantities of earth, sand, top soil, dirt, and other bulk materials.



**ROUND POINT LONG HANDLE SHOVEL**

**GARANT**

INDUSTRIAL GRADE ROUND POINT SHOVEL. Solid shank type and ultra-sturdy forged steel blade, premium varnished ash long handle. Perfect for digging holes, transporting earth, planting trees and shrubs, and digging up roots.



**ROUND POINT D-HANDLE SHOVEL**

**GARANT**

INDUSTRIAL GRADE ROUND POINT SHOVEL. Solid shank type and ultra-sturdy forged steel blade, premium varnished ash handle. Ideal for digging holes, planting trees and shrubs, digging up roots, and dividing perennials.



**STREET AND LANDSCAPE BROOM**

**MIDWEST RAKE COMPANY LLC**

This street & landscape broom features 5" stiff bristles, super-strong gusset bracing, and a 60" ergonomic powder-coated aluminum handle.



**B-PAINT STIKS**

LA-CO INDUSTRIES INC.

As Markal's most versatile and economic marker, the original B Paintstik solid paint marker combines the durability of paint in the convenience of a crayon. The real paint formula has superior marking performance on oily, icy, wet, dry or cold surfaces and is weather- and UV-resistant. This Paintstik works on rough, rusty, smooth, or dirty surfaces. Colours available in GREEN, ORANGE, PINK, WHITE, YELLOW.



**DURA INK 5 - EXTRA FINE TIP**

LA-CO INDUSTRIES INC.

The DURA-INK 5 is a permanent ink marker that uses an extended micro tip for precision marking needs and is ideal to use through drill holes, mounting brackets, or in any hard to reach area. The industrial-strength ink dries quickly on almost any surface and is wear- and weather-resistant.



**DURA INK 25 - CHISEL TIP**

LA-CO INDUSTRIES INC.

The DURA-INK 25 permanent ink marker's large, chisel tip offers the flexibility of producing fine or broad marks on almost any surface. With an extra-large ink supply and metal barrel, this marker offers longer marking life and durability.



**LUMBER CRAYONS**

LA-CO INDUSTRIES INC.

Markal Pro-EX is a clay-based, extruded lumber crayon for bright marks on different surfaces in the construction trades. This premium-grade crayon works on wet or dry surfaces. Colours available BLACK, BLUE, RED, WHITE, YELLOW, GREEN, ORANGE.



**LUMBER CRAYON HOLDER**

LA-CO INDUSTRIES INC.

This sturdy wooden holder makes grade marking and other lumber/timber marking easy and helps prevent crayon breakage.



**BOW RAKE**

GARANT

INDUSTRIAL GRADE BOW RAKE. One-piece forged steel head for maximum sturdiness and performance, oversized ferule and premium varnished ash handle. Great for spreading earth, clearing flower gardens, and loosening soil. Also useful for raking branches. Comes with a 60" handle and 15 tines.



**ALUMINUM ASPHALT RAKE**

GARANT

The ALUMINUM ASPHALT RAKE is designed with an 82" anodized aluminum handle and 36" aluminum head and braces. Sturdy construction will allow you to spread concrete and asphalt more efficiently.



**ERIE WHEEL BARROW**

SINCLAIR ERIE LTD.

Rim reinforced with steel rod adds years of life by resisting torque strain. Seamless tray attached with clips, no bolts to catch dirt and no holes to cause leakage. Channel steel formed legs and tray braces. Wrap around nose iron for years of added wear. Tray floats on dual cross braces.

**FULL LINE DISTRIBUTOR OF THESE QUALITY BRANDS**





## Power Tools

We carry the world's best-selling professional construction power tools, concrete power tools, as well as all of the accessories for power tools required to complete your project successfully. National Concrete Accessories is proud to provide corded and cordless tools that are backed by some of the biggest names in the business. We have cordless power tools like grinders, drills, saws and concrete vibrators that provide quality from start to finish.



### 4-1/2" SMALL ANGLE GRINDER

**BOSCH**

The BOSCH 1375A 4-1/2 IN. ANGLE GRINDER features a powerful 6.0-amp motor that produces 11,000 no-load rpm, making this compact grinder a powerhouse tool. It was designed for concrete contractors, vehicle fabricators and other professionals who need a compact grinder. With a well-designed grip, lock-on slide switch, two-position side handle and 11,000 no-load rpm, this workhorse can get the job done. It is well suited for metal fabrication, concrete restoration, pipe fitting and more. It uses Service Minder brushes that stop the grinder when preventative maintenance is required and epoxy-coated field windings, for longer tool life. The lock-on slide switch, two-position side handle and 3.75 Lbs. weight add to user comfort and control.



### 14" ABRASIVE CUTOFF MACHINE

**BOSCH**

The 3814 14 In. ABRASIVE CUTOFF MACHINE is designed for heavy-duty use and long-lasting durability. Its powerful 15 Amp motor delivers 3,900 RPM, and the unit features cut and hardened steel helical gears. With a fence that bevels from 0 to 45 degrees, an adjustable depth stop for maximum control, and a spindle lock for fast wheel changes, the Bosch 3814 is a must for any job site. Includes 14 In., 36-grit aluminum oxide wheel, 1 In. arbor, and handy blade wrench.



### 1" COMPACT RECIPROCATING SAW

**BOSCH**

Bosch power tools deliver stronger performance and lasting reliability. The BOSCH RS325 COMPACT RECIPROCATING SAW has the highest power-to-weight ratio in its class. With 12 A of power at only 7 Lbs., it provides the ability to cut through the toughest materials with ease, speed and comfort. The ultra compact size allows for easy cutting in challenging positions.



### 1/2" HIGH SPEED DRILL WITH KEYPED CHUCK

**BOSCH**

Bosch Power Tools deliver stronger performance and lasting reliability. The BOSCH 1013VSR offers a 6.5 Amp all ball bearing motor. This delivers 0 to 850 RPM. A heavy duty keyed chuck, and is variable speed with a soft grip trigger and reversing switch for greater control. Magnesium front housing for increased durability.



### 1" SDS PLUS ROTARY HAMMER PISTOL GRIP - BULLDOG EXTREME

**BOSCH**

The BOSCH 11253VSR 1-IN. SDS-PLUS BULLDOG XTREME ROTARY HAMMER is a powerful and versatile tool that combines user comfort with versatile drilling and hammering functions. It weighs only 6.4 lbs., but it has a beefy 7.2-AMP motor that provides 2.0 ft.-lbs. of impact energy. It has a multifunction mode selector for drilling versatility - rotary hammer, hammer-only or rotation-only mode. An ergonomic pistol-grip handle provides comfort in hard-to-reach places or all-day tasks. This hammer is ideal for contractors or HVAC pros. With a rotating brush plate for longer brush life, this hammer provides a variable-speed reversing trigger for accurate bit starting. The SDS-plus system provides for tool-free bit changes with automatic bit locking. The Bulldog Xtreme has a Vario-Lock system that allows the user to rotate a chisel into 36 positions, and an integral clutch to minimize risky torque reaction, arbor, and handy blade wrench.



### 1" SDS-PLUS BULLDOG EXTREME ROTARY HAMMER

**BOSCH**

The fastest, longest lasting breed of rotary hammer, the totally redesigned bulldog extreme outlasts the competition in both speed and performance! Multi-function selector has 3 modes of operation: rotary hammer, hammer-only and rotation-only mode. Dario-lock positioning rotates and locks chisel into 36 different positions to optimize working angle. The innovative rotating brush plate provides equal power in forward and reverse. Cord turret has a 35-degree pivot for added flexibility and longer cord life. SDS-plus bit system tool-free bit changes with automatic bit locking, dust protection and maximum impact energy transfer rate. Variable-speed reversing trigger for accurate bit starting as well as removing fasteners or bound bits. Integral clutch helps minimize torque reaction. The 11255VSR has a comfortable D-handle grip design for greater control, especially when drilling overhead or downward.



### 1-5/8" SDS-MAX COMBINATION HAMMER

**BOSCH**

The Bosch 11264EVS 1-5/8-In. SDS-MAX COMBINATION HAMMER features a powerful 13.0-AMP motor and has a dual-mode selector for combination versatility - rotary hammer or hammer-only mode. Providing 6.5 ft.-lbs. of impact energy, the tool weighs only 15.2 lbs., for a top performance-to-weight ratio. The hammer has integral clutch that helps to minimize torque reaction. Concrete contractors will appreciate the production in drilling and chiseling applications. The hammer's 12-position Vario-Lock helps to optimize chiseling angles. Bosch's Vibration Control in the hammer mechanism and grip area provide improved user comfort. And with Constant Response circuitry, users benefit from smooth starts and constant load under pressure.

1-888-777-9272

www.nca.ca

**Wall Scanner**



GPL5

**Self-Leveling Rotary Laser Complete Kit**



GRL500HCK

**330 Ft. Laser Measure**



GLM100C

**1-1/8 Hex Brute Turbo - Deluxe Kit**



BH2770VCD

**1" SDS-plus® BULLDOG Xtreme Rotary Hammer**



11253VSR

**1-5/8" SDS-Max® Rotary Hammer**



11264EVS

**Accessories**

Blue Granite Bits

SDS-plus Bulldog Xtreme Bits

SDS-plus Bulldog RH Bits

SDS-max core bits

Scaling chisel

Floor scraper



**26X AUTOMATIC OPTICAL LEVEL**

**BOSCH**

Enhance the precision, ease and efficiency of your work. Bosch measuring and layout tool product categories include distance and angle measuring, laser layout/leveling, and thru-wall detection.



**SELF-LEVELING CROSS-LINE LASER**

**BOSCH**

The BOSCH GLL 2-15 SELF-LEVELING CROSS-LINE LASER is a compact and high-performance leveling and alignment solution for professionals. Featuring highly visible laser lines, a smart pendulum leveling system and over-molded construction, the GLL 2-15 provides the accuracy, reliability and durability needed on any jobsite. Included with the GLL 2-15 is the BM3 Positioning Device giving professionals the versatility needed for multiple leveling and alignment applications.



**SELF-LEVELING ROTARY LASER COMPLETE EXTERIOR KIT**

**BOSCH**

BOSCH GRL400HCK EXTERIOR SELF-LEVELING ROTARY LASER COMPLETE KIT with receiver, tripod, grade rod, and hard case. Simple one button operation. Everything you need to begin leveling right out of the box.



**HEAT SEALER**

**HEAT SEAL, LLC**

Adjustable Thermostat with a Temperature Range from 100F to 500F with a Six Foot Power Cord. Heavy Duty Cast Aluminum and Stainless Steel Construction with a Cast Aluminum Face and Wood Handle. Non-Stick Replaceable Cover also available. Sizes in 2"X14", 4-1/2"X14".



**POWER MIXER**

**BN PRODUCTS-USA, LLC**

From low-viscosity paints to high-viscosity mortars we have a new mixer to get your job done quicker, safer and easier than using a conventional 1/2" drill. It will also save time and money. When mixing high-viscosity materials you will replace a standard 1/2" drill motor 3-4 times before replacing one of our BN professional hand held paddle mixers and you will get the job done 30-40% faster.

www.boschtools.com







**7-1/4" CIRCULAR SAW**

**MAKITA CANADA INC.**

Heavy Duty Aluminum Base Plate for jobsite durability. Well Balanced design for better control from above or behind the saw. Bevel Capacity of 45 degrees.



**12" DUAL SLIDING COMPOUND MITRE SAW**

**MAKITA CANADA INC.**

DUAL SLIDING RAIL MECHANISM incorporating 6 Linear Ball Bearings provides increased rigidity to produce precise, adjustment free cuts right out of the box. 3 Stage Gear Reduction System greatly increases capacity when cutting vertical baseboard or nested crown molding. Quick Adjust, Dual Sliding Fences can be adjusted outwards when bevel cutting or inwards for increased support of small or delicate materials. Electronic Speed Control maintains constant speed under heavy load. Soft Start feature gradually increases speed to eliminate start up shock.



**3/8" VARIABLE SPEED ANGLE DRILL**

**MAKITA CANADA INC.**

Industrial metal gear housing for durability and long tool life. Reduced head height (2-5/8") for working in limited space. Ball bearing construction for longer motor life. Paddle switch with speed limiting dial. Compact (10-5/8" length) design for easy use when working between framing studs or any other close quarter application.



**1/2" VARIABLE SPEED MIXING DRILL**

**MAKITA CANADA INC.**

Variable speed feature enables operator to adjust speed to suit various materials and applications. Ideal for mixing thin-set mortar, drywall compound, masonry, paint and more! Increased continuous input rating, rated amperage and no load speed for added performance and efficiency. Improved motor cooling for added durability and operational efficiency. Aluminum gear housing. Conveniently located forward / reverse switch. Lock-on button enables easy continuous operation. Rear handle rotates 360 degrees with 24 locking positions. Removable side handle. Lanyard loop provides secure attachment of safety / security lanyards. Ergonomic soft rubber grip for vibration absorption and comfortable operation.



**18 V LI-ION TWO TOOL COMBO KIT**

**MAKITA CANADA INC.**

Kit Includes: 1/2 " Cordless Hammer Drill / Driver (DHP458Z) 1/4" Cordless Impact Driver (DTD152Z) 2 Ea. 18 V (4.0 Ah) Li-Ion Batteries BL1840B (196401-9) Charger (DC18RC) Plastic Carrying Case (821532-2).



**5" CONCRETE PLANER**

**MAKITA CANADA INC.**

Powerful 10 AMP motor delivers more output and 10,500 RPM. Constant Speed Control automatically applies additional power to the motor to maintain speed under load. Soft start suppresses start-up reaction for more control and longer tool life. Electronic current limiter helps protect the motor from overload.



**1" SDS ROTARY HAMMER**

**MAKITA CANADA INC.**

Made with a 7 Amp motor, to handle the most demanding applications. Features Anti-Vibration Technology, which is an internal counter balance system that reduces vibration. Torque limiting clutch engineered to prevent gear damage by automatically disengaging gears if the bit binds.



**RECIPROCATING SAW**

**MAKITA CANADA INC.**

Variable speed trigger for precise cutting in a wide variety of applications. "Tool-less" blade change and shoe adjustment for fast blade installation and removal. Long 1-1/8" stroke for faster cutting. Well-balanced design (only 7.3 lbs.) for reduced operator fatigue and all-day use.



**4" WET STONE POLISHER**

**MAKITA CANADA INC.**

Variable speed control dial enables user to match the speed to the application. Soft start feature for smooth start-ups. Electronic speed control maintains constant speed under load. Common fitting accepts the most popular water hose connections. Powerful 7.9 AMP motor with less weight (5.1 lbs.).



**14" GASOLINE POWER CUTTER 4 STROKE 75.6 CC**

**MAKITA CANADA INC.**

Eliminates the need for separate mixed oil/fuel can. Lower noise at 93.2dB(A) and smoother idle for continuous operation. Automatic engine decompression valve is engineered into the cam gear to reduce pull-start force by 40%. Pressure compensated carburetor with vented choke plate allows for optimum fuel delivery and reduces the occurrence of flooding during cold starts. Integrated all aluminum wheels reduce fatigue during long straight cuts and retract when not in use to prevent unexpected movement.



**7" ANGLE GRINDER**

**MAKITA CANADA INC.**

Powerful 15.0 AMP motor delivers 8,500 RPM for faster material removal. Vibration absorbing side handle provides increased comfort on the job. Wire mesh intake covers are engineered to prevent debris from entering motor especially when used in close proximity to other grinders.



## 18V (4.0 Ah) LXT 2 Piece Combo Kit



### Includes:

- 1/2" Cordless Hammer Driver Drill with XPT, Battery Fuel Gauge & Battery Protection System (DHP458Z)
- 1/4" Cordless Impact Driver with XPT & Battery Protection System (DTD146Z)
- Two 18V (4.0 Ah) Li-Ion Batteries
- Rapid Charging System



DLX2005M

### 18V (3.0 Ah) LXT 15/16" Cordless Rotary Hammer



DHR241RFE

### 18V (3.0 Ah) LXT 1/2" Cordless Hammer Drill / Driver



DHP481RME

### 18Vx2 LXT 7-1/4" Cordless Circular Saw

Cutting Capacity of 2-5/8" (66 mm)



DHS711Z

makita.ca

### 18V LXT 4-1/2" Cordless Angle Grinder



DGA454Z

### Reciprocating Saw

Variable Speed Trigger  
adjusts cutting speed  
based on materials  
or application



JR3050TY

### 1/2" Drill

Ideal for mixing  
thin-set mortar,  
drywall compound,  
masonry, paint  
and more!



DS4012

## 7-1/4" Circular Saws



5007NB

Cutting Capacity  
of 2-3/8" (60 mm)  
AC/DC  
Well Balanced  
design for  
better control  
from above  
or behind the saw  
Bevel Capacity  
of 45°



5007FA

Cutting Capacity  
of 2-3/8" (60 mm)  
**Electric Brake**  
for increased  
operator safety  
**LED Job Light**  
with Independent  
On / Off Switch  
Bevel Capacity  
of 45°

### 1" Rotary Hammer



HR2611F

### 1-9/16" Rotary Hammer



HR4013C

### 5" Angle Grinder



GA5020

### 4-1/2" Angle Grinder



GA4530K

### 14" Power Cutter



EK7651HD

### 76cc Backpack Blower

Air Speed 195 MPH,  
Max Air Volume 498 CFM



BBX7600

makita.ca

WHILE QUANTITIES LAST / ALL TAXES ARE EXTRA







## Power Tool Consumables

National Concrete Accessories carries consumables and accessories for power tools that are critical to ensure the job is staying on schedule. Premium products will work faster and longer to ensure you stay on budget. Among our power tool accessories, we carry a full line of hammer drill chisels to cut through and break up concrete where it is needed and drill bits that create cylindrical holes to then insert a fastener into. Our ANSI certified drill bit products come in many lengths, diameters and configurations, like SDS Plus or SDS Max, that can accommodate any drilling need. Quality power tools accessories will allow for faster drilling in reinforced concrete and masonry. Using the right framing or diamond saw blade and cut off wheel for your project is important to achieve the desired results in a quick manner. We can help you choose the right one for the material you are working on, whether it is concrete, wood or metal.



### DIAMOND TURBO BLADE ACROW-RICHMOND

The AR Turbo Blades are designed to offer excellent cost-performance value. Using a fast and aggressive turbo rim design, the blades cut cleanly through concrete, brick, block, natural stone, and more. Available in 4-1/2", 5" and 7".



### DIAMOND SEGMENT BLADE ACROW-RICHMOND

The AR Diamond Segment Blades are designed to provide quality results. Made to cut concrete, block, brick, natural stone, and more. Can be used wet or dry. Available in 4-1/2", 5", 7", 12" and 14".



### SINGLE CUP WHEEL ACROW-RICHMOND

The AR Single Row Cup Wheel is designed as a great cost versus performance value and is made for grinding concrete, masonry and a variety of other applications. The single row design facilitates very aggressive removal. Available in 4", 5" and 7".



### DOUBLE CUP WHEEL ACROW-RICHMOND

The AR Double Row Cup Wheels are made for grinding concrete and masonry, as well as a variety of other materials. The double row facilitates a smoother finish, and a more stable platform than single row cup wheels. Available in 4", 5" and 7"



### SDS MAX BOSCH

SDS-MAX is common for larger rotary hammers and chipping guns, and common sizes start at 1/2" diameter up to 1-3/4" diameter. Standard lengths are between 12" - 21".



### SDS-MAX CORE BIT BOSCH

SDS-MAX is common for larger rotary hammers and chipping guns, and common sizes start at 1/2" diameter up to 1-3/4" diameter. Standard lengths are between 12" - 21".



### SDS-MAX SPEED-X BOSCH

Bosch carbide rotary hammer bits feature tips that stay sharper longer and deliver more holes within specification than competitive bits. Manufactured to ANSI specification B212.14. SDS-max® rotary hammer bits fit Bosch SDS-max® hammers and competitive SDS-max® drive hammers and Hilti® hammers using TE-Y and TE-FY shanks. Unrivaled power from solid carbide head with robust S-cutter design for added speed and life. Contact your local branch for sizes.



### SDS PLUS BOSCH

Carbide tipped for long life in tough applications. Centric tip ensures quick starts in concrete. Wear mark alerts user when tip wears beyond ANSI specification. Bit runs cooler thanks to improved flute design. Contact your local branch for more information.



### SDS-PLUS BULLDOG EXTREME BOSCH

SDS-PLUS is the most common by count of tools manufactured, with masonry drills from 5 mm diameter to 30 mm (and from 5/32" to 1-1/4") diameter ordinarily available. The shortest SDS-plus masonry drill bits are about 110 mm overall length, and the longest 1500 mm.



**JIGSAW BLADES**

**BOSCH**

Our JIGSAW BLADES are available for many applications including ones for cutting wood, metal, and pvc. Available with a T-Shank or a U-shank to fit multiple brands of jigsaws. Contact your local branch for more information.



**C24R CONCRETE CUT OFF WHEEL**

**UNITED ABRASIVES**

The Type 1 C24R Cut Off Wheel is designed especially for concrete. Made with a silicone carbon blade for longer length with a max RPM of 6,300. Available in various thicknesses and diameters.



**A24R METAL CUT OFF WHEEL**

**UNITED ABRASIVES**

The Type 1 A24R is designed to cut metal, such as rebar. Made with special aluminum oxide grain, it provides consistent performance with long life. Available in various thicknesses and diameters.



**A60S METAL CUT WHEEL**

**UNITED ABRASIVES**

The A60S is a general purpose metal cutting blade. Made with a special aluminum oxide grain, and a hard bond for extremely long life. Provides fast, burr free cutting.



**A24T METAL EDGE GRINDER**

**UNITED ABRASIVES**

The A24T Metal Edge Grinder is designed with an aluminum oxide grain. Made with a hard bond for edge and bevel grinding and other applications where a harder wheel is preferred. Designed with a longer life for fewer wheel changes.



**C24N CONCRETE EDGE GRINDER**

**UNITED ABRASIVES**

The C24N is a grinding disc designed for use on concrete. Made with a silicon carbide grain and a soft bond for fast stock removal. Available in a variety of sizes.



**C16R CONCRETE GRINDING CUP WHEEL**

**UNITED ABRASIVES**

The C16 Concrete Grinding Wheels are made with a silicon carbide grain. Coarse grit makes it perfect for tough grinding applications. Also for use for cleaning castings, mold marks and to remove flashing. Available in a variety of diameters.



**GENERAL PURPOSE VARI-CUT**

**HUSQVARNA CONSTR. PROD-CANADA**

HUSQVARNA VARI-CUT is a general purpose blade made to cut cured concrete and brick. A broad range of applications make VARI-CUT a great combination blade. Available in 12" or 14".



**QH5 DIAMOND BLADE**

**HUSQVARNA CONSTR. PROD-CANADA**

QH5 is a general purpose blade for cutting cured concrete and brick. The total segment height is .500". Available in 12" or 14".



**VARI-CUT DIAMOND WHEEL**

**HUSQVARNA CONSTR. PROD-CANADA**

VARI-CUT CUP WHEELS are a combination tool that provides one of the fastest removal rates on concrete, masonry and stone materials, with good life. Available in 4", 5" and 7".



**Z-TECH METAL ZIP CUT BLADE**

**UNITED ABRASIVES (SAIT)**

Abrasive Metal Zip Cut Blade. Quickie Cut Metal Blade.



**FLUTED RUB STONE**

**UNITED ABRASIVES**

The Hand and Floor rubs are designed to remove form marks on concrete. They are fluted for extra shearing power.



**TRIMBACK TRIMMABLE FLAP DISCS**

**UNITED ABRASIVES**

The Trimback discs are specially designed trimmable ABS plastic – allows you to easily trim away the back of the disc to expose more abrasive material. Premium zirconium grain on a durable polyester-cotton backing for long life on Stainless, Metal, and Aluminum. Unique 5/8-11 Hub Design built for Safety & Ease of Use. No machine flanges required. Heat & strip resistant.



**EZ CHOP ATTACKER**

**UNITED ABRASIVES**

The E-Z CHOP ATTACKER is designed for fast cutting on thin metals. Made with an aluminum oxide grain for an economical general purpose cut.



**WIRE CUP BRUSHES**

**UNITED ABRASIVES**

Wire Cup Brushes are designed for use with small angle grinders. Crimped carbon steel wire for light cleaning of metal and where greater flexibility is required. A Variety of threaded arbors are available.



**WIRE WHEELS**

**UNITED ABRASIVES**

Designed for use with small angle grinders for metal. Regular twist covers more surface area in a single pass.



**WIRE SCRATCH BRUSHES**

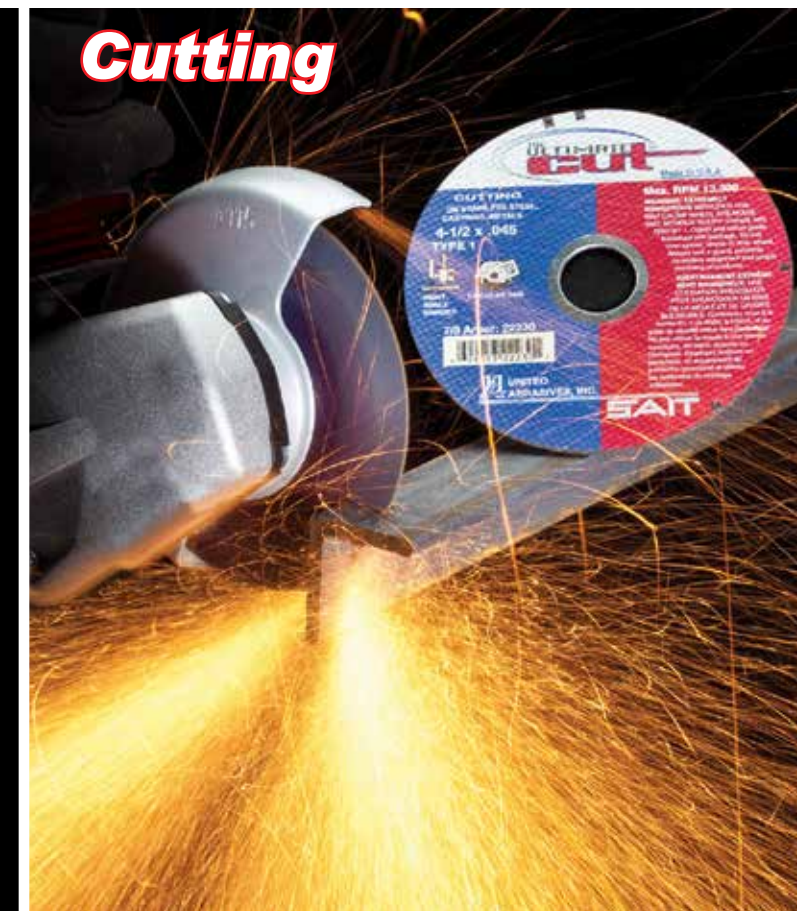
**UNITED ABRASIVES**

These wire brushes are excellent for light scale removal. Made with carbon steel wire for general purpose cleaning.

**UNITED ABRASIVES, INC.**

**SAIT**

**Industrial Grade American Made**



**ph: 800.345.7248** **www.UnitedAbrasives.com**



## Accessories & Parts

To make the most of your hand and power tools, we offer many accessory options to suit your needs. From small engine tune up parts to industrial sprayer repair and replacement parts, National Concrete Accessories wants you to find everything you need in one stop. With any cordless tool, batteries are a necessity. Adding extra batteries and chargers to your tool box gives you peace of mind that you will never be without enough battery life to complete the job. Our sprayers come fully accessorized to start a job, but we also supply a variety of replacement nozzles and dripless shut offs. Should your sprayer require a small repair rather than replacement, we also stock replacement gaskets, wands and shut offs for your convenience.



### STYLE A STANDARD ROUND METAL NOZZLE, 3/8" DIAMETER BEAD

**ALBION ENGINEERING COMPANY**

Wear resistant steel nozzle for working on masonry and abrasive surfaces. Fits all standard Albion Professional (DL-45, DL-59, etc.) bulk/sausage front caps.



### STYLE A STANDARD ROUND METAL NOZZLE, 1/2" DIAMETER BEAD

**ALBION ENGINEERING COMPANY**

Excellent wear resistance when working on masonry and abrasive surface. Fits standard Albion bulk/sausage front cap #426-G01. Steel 3/8" NPS male thread



### 18 V LI-ION 2.0 AH SLIM PACK BATTERY

**BOSCH**

The new 2.0 AH 18 V BOSCH SLIMPACK BATTERY offers more run time and 2x longer life with unique CoolPack Design technology. The advanced heat conductive housing keeps the battery cooler for long life. The compact size and lightweight make it perfect for professional work overhead. An integrated fuel gauge makes checking charge status quick and easy. And working in cold weather is no issue down to -4 degrees F. The BAT612 is compatible with all Bosch 18 V Lithium-Ion power tools, radios and more.



### 36V LITHIUM-ION FAT PACK BATTERY

**BOSCH**

Introducing the new line of Bosch Lithion tools. Best built lithium-ion guaranteed. Up to 5 times longer cycle life than competitive Lithium-Ion batteries. 1-hour charge time. Up to 2X longer run time than competitive Lithium-Ion. Up to 5 times longer cycle life than competitive Lithium-Ion batteries



### 18V 4AH LITHIUM-ION FAT PACK BATTERY & BATTERY 2 PACK

**BOSCH**

The new 4.0 Ah 18 V Bosch SlimPack battery offers up to 65% more runtime (compared to Bosch 3.0 Ah) and 2x longer life with unique Cool Pack design technology. The advanced heat conductive housing keeps the battery cooler for long life. An integrated fuel gauge makes checking charge status quick and easy. And working in cold weather is no issue down to -4 degrees F. The BAT620 is compatible with all Bosch 18 V Lithium-Ion power tools, radios and more.



### 18 V LITHIUM-ION BATTERY CHARGER

**BOSCH**

The BC660 is compatible with all Bosch 18 V Lithium-Ion batteries. A charge indicator light indicates when charging begins and is complete. Bosch charging technology ensures a quick and efficient charge to get users back to work as soon as possible.



### 45-MINUTE LITHIUM-ION BATTERY FAST CHARGER

**BOSCH**

The BOSCH BC630 18 V LITHIUM-ION FAST CHARGER is compatible with all Bosch 18 V Lithium-Ion batteries. It's quick charging capability charges the Bosch batteries 80% in 15 - 20 minutes (1.5 Ah to 2.0 Ah). So, users are ready to get back to work as fast as possible. Easy-to-see indicator lights communicate to users when the battery is charging, finished charging or pending charging due to high temperatures.



### 18 V LI-ION BATTERY - 3.0AH

**MAKITA CANADA INC.**

LI-ION BATTERIES offer extended run time versus Ni-Cad and Ni-MH batteries. Li-Ion Batteries offer more cycles over the life of the battery versus Ni-Cad and Ni-MH batteries. Optimum Charging System utilizes 3 Active Controls (Current, Voltage & Temperature) to maximize battery life . Built-In Memory Chip communicates with Charger CPU to optimize the charging process based on the unique conditions of each battery. Available in 1/Pk, 2/Pk and 10/Pk (Bulk)



### 18 VOLT LITHIUM ION RAPID OPTIMUM CHARGER

**MAKITA CANADA INC.**

Charges 18V 3.0 Ah Li-Ion battery BL1830 in just 22 minutes! 3 Active Controls System (Current, Voltage & Temperature) provides an optimal charge and ensures battery cannot be overcharged or overheated during the charging process. Central Processing Unit (CPU) in battery communicates with charger to analyze battery and charge according to its unique condition



**BRASS FAN NOZZLE - 1.0 GPM**

CHAPIN INTERNATIONAL INC.

1.0 GPM Male Brass Fan Nozzle for Chapin sprayers.



**BRASS FAN NOZZLE - FEMALE**

CHAPIN INTERNATIONAL INC.

Female Brass Fan Nozzle for Chapin sprayers. Available in 0.10 GPM, 0.5 GPM and 1.0 GPM



**24" INDUSTRIAL BRASS FEMALE EXTENSION**

CHAPIN INTERNATIONAL INC.

Replacement 24" curved brass wand with female nozzle thread. Will adapt to any brass discharge



**48" HEAVY DUTY INDUSTRIAL HOSE**

CHAPIN INTERNATIONAL INC.

48" Heavy Industrial Replacement Hose. Available for standard sprayers or xtreme sprayers.



**REPLACEMENT CHALK LINE & REEL FOR GIANT 110**

KESON INDUSTRIES INC.

REPLACEMENT CHALK LINE, With Handle, White, 110 ft., For Use With Keson Giant Chalk Line Reel G1190664



**TIE-WIRE REEL PAD**

KLEIN TOOLS INC

Worn on the belt under the Klein tie-wire reel. Made of 3/16" (5 mm) thick rigging leather. Slots to accommodate belts up to 2" (51 mm) wide. Underside has a sponge-rubber pad to minimize hip fatigue.



**HEAVY-DUTY EMBOSSED TOOL BELT**

KLEIN TOOLS INC

Strong, heavy-duty leather. Equipped with a double-tongue buckle. Available in Medium, Large



**IRONWORKER'S HEAVY-DUTY TIE-WIRE BELT**

KLEIN TOOLS INC

Leather construction. Rugged 2" (51 mm) wide belt. Has separate reel-strap with its own buckle that lets you quickly and conveniently put on or take off a Klein tie-wire reel and optional pad without removing the belt or your tool pouch. Strong double-tongue buckle with keeper. Embossed basket-weave pattern. Available in Medium and large



**BULL-PIN AND BOLT BAG - LEATHER WITH TUNNEL LOOP**

KLEIN TOOLS INC

Leather version (5416 and 5416T are made of canvas). BOLT BAG WITH BULL-PIN loop on each side.



**BULL-PIN AND BOLT BAG - CANVAS WITH TUNNEL LOOP**

KLEIN TOOLS INC

Having durable storage solutions on the jobsite is a must. Klein Tools' BULL-PIN AND BOLT BAG is built from sturdy canvas with a double layer of canvas on the bottom where it's needed most. It is also stitched and riveted for added strength..



**THE PREMIER LINE 360° TWIST BRACKET - THREADED HANDLE ADAPTER**

MARSHALLTOWN TROWEL CO.

The 360° TWIST BRACKET - THREADED HANDLE ADAPTER is designed to convert the 360° twist bracket to accept a threaded handle.



**THE PREMIER LINE 360° TWIST BRACKET - 1-3/4" PUSH BUTTON ADAPTER**

MARSHALLTOWN TROWEL CO.

The 360° TWIST BRACKET - PUSH BUTTON ADAPTER is designed to convert the 360° twist bracket to accept a 1-3/4" push button handle.



**THREADED HANDLE TO CLEVIS END ADAPTER**

**MARSHALLTOWN TROWEL CO.**

The FEMALE FRESNO ADAPTER is designed to convert a clevis end to accept a threaded handle.



**THE PREMIER LINE POST ADAPTER TO PUSH BUTTON HANDLE**

**MARSHALLTOWN TROWEL CO.**

POST ADAPTER FOR PUSH BUTTON POLES is designed to convert a post end to accept a 1-3/8" or 1-3/4" push button handle.



**THE PREMIER LINE MALE THREADED ADAPTER TO PUSH BUTTON HANDLE**

**MARSHALLTOWN TROWEL CO.**

Fits 1 3/8" and 1 3/4" push button handles. Male thread. Use with bull floats, fresnos, brooms, etc.



**FEMALE THREADED ADAPTOR PUSH BUTTON HANDLE**

**MARSHALLTOWN TROWEL CO.**

Fits 1 3/8" and 1 3/4" push button handles. Female thread. Use with bull floats, fresnos, brooms, etc.



**ADAPTER FOR TROWEL HANDLE**

**MARSHALLTOWN TROWEL CO.**

Used with our #9 or #10 handle (sold separately) to turn a concrete finishing trowel into a small fresno. Two clevis handle mountings



**THE PREMIER LINE ROTALEVELER BULL FLOAT BRACKET**

**MARSHALLTOWN TROWEL CO.**

The ROTALEVELER BULL FLOAT BRACKET is a chain driven twist bracket designed to fit on any Marshalltown bull float. Accepts any 1-3/4" push button handle.



**THE PREMIER LINE AUTO-JUST BULL FLOAT BRACKET**

**MARSHALLTOWN TROWEL CO.**

This bracket changes pitch automatically just by pushing and pulling. Eliminates twisting, turning, raising, and lowering when floating concrete. Either screw type or push button handles may be used. Universal mounting plate is included; fits all two and four hole bull floats



**ROCK-IT 2.0 BULL FLOAT BRACKET**

**MARSHALLTOWN TROWEL CO.**

ROCK-IT 2.0 FLOAT BRACKET is designed to attach to any Marshalltown bull float. Just twist your wrists to change the pitch of the handle. Accepts a 1-3/4" push button handle.



**THE PREMIER LINE DOUBLE BUTTON SNAP CLIP**

**MARSHALLTOWN TROWEL CO.**

Replacement Button Clips for push button handles and accessories.



**THE PREMIER LINE DURASOFT REPLACEMENT HANDLE FOR MAGNESIUM FLOATS**

**MARSHALLTOWN TROWEL CO.**

Replacement handle for magnesium hand floats. Available in DuraSoft, Wood, or Plastic.



**18MM ULTRASHARP SNAP OFF BLADE**

**OLFA**

For cutting jobs that require superior sharpness, choose these OLFA UltraSharp blades. These carbon tool steel blades are double-honed for extreme sharpness. Use these blades for construction materials including drywall, linoleum, carpet, flooring, insulation, and roofing materials.



**25MM SNAP OFF BLADES**

**OLFA**

You'll find that, because OLFA blades are so durable, that this 20-pack of blades will last you quite a while. Use these blades for cutting industrial materials such as gaskets, conduit, belt synthetics, rope, leather, laminates, plastics, fiberglass, rubber and textiles.



**25MM ULTRASHARP SNAP OFF BLADE**

**OLFA**


These heavy-duty blades are designed for more demanding materials and projects. Put them to the test, and they'll pass with flying colors. Use these blades for cutting industrial materials such as gaskets, conduit, belt synthetics, rope, leather, laminates, plastics, fiberglass, rubber and textiles.



**TRAPEZOID BLADES**

**OLFA**

Keep these OLFA multipurpose blades on hand, and you'll never have a dull blade again.



Sometimes a job requires products and equipment that are not used on a daily basis and the investment or storage of these items does not make sense for your business. With this in mind National Concrete Accessories is pleased to offer premium rental equipment for our customers to keep your project profitable. Some of the common products in our rental program includes:

**Decorative Stamps**  
**Forming Hardwares**  
**Bridge Overhanging Brackets**  
**Power Tools**

Each National Concrete Accessories location has a unique rental product offering based upon the historical request from our customer base. Please call or visit your local NCA branch to inquire about their program and availability of rental products.

For more information go to [www.nca.ca](http://www.nca.ca).

1-888-777-9272

## Index

### Symbols

- 1/2" High Speed Drill With Keyed Chuck 183
- 1/2" Variable Speed Mixing Drill 188
- 1-5/8" Sds-Max Combination Hammer 183
- 1" Compact Reciprocating Saw 182
- 1" Sds-Plus Bulldog Extreme Rotary Hammer 183
- 1" Sds Plus Rotary Hammer Pistol Grip - Bulldog Extreme 183
- 1" Sds Rotary Hammer 189
- 3.5Oz Filter Fabric 95
- 3/8" Variable Speed Angle Drill 188
- 3-In-1 Caulking Gun 163
- 3M Heavy Duty Duct Tape 150
- 4-1/2" Angle Grinder 187
- 4-1/2" Small Angle Grinder 182
- 4-Strut Flared Tyloop 31
- 4" Wet Stone Polisher 189
- 5" Angle Grinder 187
- 5" Concrete Planer 189
- 6Ft Snap Hook Lanyard 117
- 6" X 6" X 3 1/2" Blue Steel Outside Step Tool 159
- 7-1/4" Circular Saw 188
- 7" Angle Grinder 189
- 7 Day Wet Curing Blanket 113
- 9" High-Leverage Diagonal-Cutting Pliers - Ironworker's 166
- 9" High-Leverage Ironworker's Work Pliers 165, 166
- 9" High-Leverage Side-Cutting Pliers - Heavy-Duty Cutting 166
- 9" Ironworker's Work Pliers 165
- 9" Ironworker's Work Pliers - Heavy-Duty Cutting 165
- 9" Roller Cage 177
- 9" Roller Refill - 3/8" Nap 177
- 9" Roller Tray 177
- 9" Side-Cutting Pliers 166
- 10K Barracuda 57
- 11 Unc 2H Heavy Hex Nut 148
- 12" Dual Sliding Compound Mitre Saw 188
- 12" High Volume Blow Out Pump 172
- 14" Abrasive Cutoff Machine 182
- 14 Day Wet Curing Blanket 113
- 14" Gasoline Power Cutter 4 Stroke 75.6 Cc 189
- 15° - 15° Interior Hanger 34
- 16 Oz. Brick Hammer - 11" Handle 128
- 18" Adjustable Roller Cage 177
- 18Mm Snap Off Blade 168
- 18Mm Ultrasharp Snap Off Blade 205
- 18" Plastic Roller Tray 177
- 18" Roller Refill - 3/8" Nap 177
- 18V 4Ah Lithium-Ion Fat Pack Battery & Battery 2 Pack 201
- 18 V Li-Ion 2.0 Ah Slim Pack Battery 200
- 18 V Li-Ion Battery - 3.0Ah 201

- 18 V Li-Ion Two Tool Combo Kit 188
- 18 V Lithium-Ion Battery Charger 201
- 18 Volt Lithium Ion Rapid Optimum Charger 201
- 24" Cam Gauge Rake Frame With 66" Aluminum Handle 172
- 24" Epdm Squeegee Blade 173
- 24" Industrial Brass Female Extension 202
- 25Mm Rubber Grip Knife 168
- 25Mm Rubber Inset Grip Knife 168
- 25Mm Snap Off Blades 205
- 25Mm Ultrasharp Snap Off Blade 205
- 26X Automatic Optical Level 185
- 36V Lithium-Ion Fat Pack Battery 201
- 45-Minute Lithium-Ion Battery Fast Charger 201
- 45° Adjustable Exterior Half Hanger 35
- 45° Exterior Half Hanger 35
- 45° Exterior Heavy Hook Tyback Hanger 36
- 45° Precast Hanger 36
- 48" Compass Rose 101
- 48" Heavy Duty Industrial Hose 202
- 50/50 Salt & Sand 115
- 85 Watt Wobblelight 124
- 90° - 45° Exterior Hanger 35
- 90° - 45° Heavy Exterior Hanger 36
- 90° - 90° Heavy Interior Hanger 34
- 90° - 90° Interior Hanger 34
- 90° Heavy Interior Hook Tyback Hanger 35
- 90° Interior Hook Tyback Hanger 35
- 90° Precast Hanger 36
- 119-01 Field Station 124
- 202 Masonry Restorer 127
- 390 Stealth Nitrile Coated Gloves 119
- 400 Watt Wobblelight 124
- 410Q Galvanized Steel Grate - 1Mtr 91
- 461Q Ductile Iron Grate - 1/2Mtr 91
- 750 Xylene 59
- 2020 Masking Tape 150
- 3015 Air & Vapor Barrier 83
- 4830 Jobmaster Chest 124

### A

- A24r Metal Cut Off Wheel 197
- A24t Metal Edge Grinder 197
- A60s Metal Cut Wheel 197
- Aardvark Series Cable Srl 116
- Access Door Uf 5000 131
- Access Tile Cast In Place 136
- Access Tile Surface Applied 136
- Acid (Xp) Staining Sprayer 169
- Acudor Ed 2002 131
- Acudor Fb-5060 132
- Acudor Fw 5050 132
- Adapter For Trowel Handle 204

Adjustable Fascia Overhang Bridge Bracket 37  
 Advantage Cast Iron 137  
 Air-Shield Lm 85  
 Air-Shield Self-Adhering Air/Vapour And Liquid Moisture Barrier 85  
 Aluminum Asphalt Rake 181  
 Aluminum Groover Attachment For Bull Float 157  
 Anchor Setting Tool 172  
 Ar Acrylic Sealer 55  
 Ar Fs300 Form Sealant 69  
 Ar High Gloss Acrylic Sealer 55  
 Armor-Tile Cast In Place 137  
 Armor-Tile Surface Applied 137  
 Ar Oil Stain Remover 57  
 Ar Premium Acrylic Sealer 55  
 Ar Premium High Gloss Acrylic Sealer 56  
 Ar Rich-Cote Form Release 41  
 Ar Rich-Cote Form Release - W.b. - Summer Grade 41  
 Ar Rich-Cote Form Release - W.b. - Winter Grade 41  
 Ashler Slate 103

## B

B12 - 1/10 Gallon B-Line Manual Cartridge Gun 164  
 B12s20 Manual Sausage Dispensing Gun 163  
 B26 - 1/10 Gallon B-Line Manual Cartridge Gun 164  
 B26t600 - B-Line Manual Multi-Component Cartridge Gun 164  
 B26t825 - 1500 Series B-Line Manual Multi-Component Cartridge Gun 165  
 Backpack Vibrator 192  
 Barracuda Concrete Stripper 57  
 Basic Tape - Imp/Mm 175  
 Batter Washer 18  
 Beam Bolster 15  
 Bellatrix 59  
 Bench Hardware - 1 Set Per Finished Bench 107  
 Bench Mould 107  
 Bench Mould With Backrest 107  
 Blacktop Repair Sealant 71  
 Blast-Off 57  
 Blue Steel Edger - Wood Handle 159  
 Bluestone 9" Texture Roller 101  
 Bluestone Feathered Edge Texture Touch-Up Skin 105  
 Bluestone Stamp Mats 103  
 Bow Rake 181  
 B-Paint Stiks 180  
 Brass Fan Nozzle - 1.0 Gpm 202  
 Brass Fan Nozzle - Female 202  
 Brazeau - Black With Smoke Lens - Polarized 120  
 Brazeau - Camo With Smoke Lens 120  
 Brazeau - Leaf With Smoke Lens 120  
 Brick Jointer 127  
 Brick Tongs 127  
 Brick Trowel Durasoft Handle 127  
 Brick Veneer Anchor 126

Bright Common Nails 145  
 Bright Duplex 145  
 Bronze Chamfer Tube Edger 159  
 Buffalo Bill Gloves 119  
 Bull-Pin And Bolt Bag - Canvas With Tunnel Loop 203  
 Bull-Pin And Bolt Bag - Leather With Tunnel Loop 203

## C

C16r Concrete Grinding Cup Wheel 197  
 C24n Concrete Edge Grinder 197  
 C24r Concrete Cut Off Wheel 197  
 Cable Clamp 133  
 Cable/Conduit Clip 132  
 Cable Snap Clip 132  
 Cantera Vertical Wall Mix 98  
 Cantilevered Cut Stone Step Liner 103  
 Carpenters Pencil 174  
 Cetseal - Adhesive For Rx Swelling Waterstop 77  
 Cfi Wall Clip 139  
 Cgsb Vapour Barrier 84  
 Chisel 110  
 Chiseled Slate 9" Texture Roller 101  
 Chiseled Slate Texture Touch-Up Skin 105  
 Clear Liquid Release 96  
 Closing Cap For Drainline 100 90  
 Coarse Stone Texture Touch-Up Skin 105  
 Coated Nails 144  
 Colored Cotton Rags 123  
 Colorseal 67  
 Colphene 3000 80  
 Common Nail 144  
 Concrete Faced Insulated Wall Panels 76  
 Concrete Nails 144  
 Concrete Renew 47  
 Concrete Renew Fine 47  
 Concrete Repair Sealant 71  
 Continuous High Chair 14  
 Co-Polymer Prosteel Rope 117  
 Country Ledge Filler Stone & Form Liner 106  
 Cradle Head 15  
 Crow Bar 178  
 Curb And Gutter Tool 160  
 Curb Form String Line 1000 Ft 21  
 Cut Stone Riser Liner 105  
 Cut Stone Step Liner 104  
 Cut Stone Step Liner - 90 Degree Inside & Outside Corner 104

## D

Debris Netting 112  
 Deck-O-Foam 68  
 Decra-Seal Water-Based Sealer 56  
 Deep Adjustable Fascia Overhang Bridge Bracket 36

Defender Eco Uplight 124  
 De-Icing Salt 115  
 Delta-Drain 6000 Hi-X 77  
 Delta-Drain 9000 Hi-X 78  
 Delta Fassade Flashing Roll Tape 151  
 Delta-Fast'ner 78  
 Delta-Moulding Strip 79  
 Delta-Ms 78  
 Delta Termination Bars 79  
 Dgr - Double Guard Rail Preset Anchor 32  
 Diamag 7 59  
 Diamond Segment Blade 194  
 Diamond Turbo Blade 194  
 Distance Tube For Euro Rod 18  
 DI-45-T13 Special Deluxe Manual Bulk Gun 163  
 Do-It-Yourself Pigment 100  
 Double Cup Wheel 195  
 Double Expansion Shield 140  
 Double Strut Channel 134  
 Dovetail Anchor 126  
 Dovetail Anchor Slot 126  
 Drainline 3 - 4 Combo Tee 93  
 Drainline 100 4" Inlet/Outlet End Cap 90  
 Drainline 100 Catch Basin C/W 1/2 Mtr Galv Grate 91  
 Drainline 100 Channel C/W Galv Slotted Grate 1Mtr 90  
 Drainline Blind Tee 93  
 Drainline Caps 93  
 Drainline Couplers 93  
 Drainline Elbow 94  
 Drainline Tees 93  
 Drainline Weeping Tile 94  
 Drainline Weeping Tile With Filter 94  
 Drainline Y's 93  
 Drive Screw Anchor 139  
 Drop-In Anchor - Lag/Coil Thread 33  
 Drop-In Anchor - Nc Thread 33  
 Dsm System 67  
 Duplex Nail 144  
 Dura Ink 5 - Extra Fine Tip 180  
 Dura Ink 25 - Chisel Tip 180

## E

E-A-Rsoft Fx Uncorded Earplugs 114  
 E-A-Rsoft Yellow Neons Uncorded Earplugs 114  
 Ec-2 Insert 23  
 Ec-4 Insert 23  
 Ecf-2 Insert 24  
 Ecf-4 Insert 24  
 Eco-Coat Form Release Agent 41  
 Ecoglo Stair Treads 137  
 Econo Grain Combo 119  
 Economy Insulated Blanket 111

Econ-O-Shims 21  
 Elastocol Stick 84  
 Electric Vibrator Motor 193  
 Elements 99  
 Emshield Dfr2 67  
 Emshield Dfr3 67  
 Emshield Wfr2 67  
 Emtc Strut Clamp 132  
 Eon Rubber Resilient Bars 137  
 Erie Wheel Barrow 181  
 Euro Rod 9  
 Euro Rod Combo Plate 9  
 Euro Rod Distance Or Set Back Cones 9  
 Euro Rod Flange Nut 11  
 Euro Rod Hex Coupling 11  
 Euro Rod Single Wing Nut 9  
 Euro Rod Wing Nut 9  
 Eurostar Spirit Level 176  
 Evapre 44  
 Expanded Metal Lath 125  
 Ez Chop Attacker 198

## F

Fa-S10 Concrete Repair 47  
 Female Threaded Adaptor Push Button Handle 204  
 Fibre Expansion Joint 68  
 Fibreglass Stepladder 175  
 Fieldstone Stamp Mats 103  
 Fire Barrier Cast-In Device For Metal Pipes 87  
 Fire Barrier Cast-In Device For Plastic Pipes 87  
 Firebarrier Intumescent Sealant 88  
 Fire Barrier Moldable Putty Pads 87  
 Fire Barrier Moldable Putty Stix Mp + 1.4"X11" 88  
 Firebarrier Mortar 88  
 Fire Barrier Pillow 88  
 Firebarrier Silicone 89  
 Fire Barrier Ultra Plastic Pipe Device 88  
 Firedam Spray 88  
 Fishplate 134  
 Flagging Tape 123  
 Flared Tyloop 31  
 Flashlite Hi Vis Poly/Cotton Rubber Gloves 119  
 Flat Headed Fasteners 146  
 Flat Out Countertop Mix 96  
 Flat Plate 9/16" & Square Washer 7/16" 133  
 Flat Square Washer 6  
 Flexible Shaft 193  
 Flex Poly Meta Forms 12  
 Flo-Rok Cartridge 33  
 Fluted Rub Stone 198  
 Forged Clip C 135  
 Formsaver Coupler 16



Formsaver - Female End 16  
 Formsaver - Male End 16  
 Form Spreader 22  
 Formstay 11  
 Fritz Air Plus 41  
 Fritz Mini Delay Set 42  
 Fritz Standard Delay Set 42  
 Fritz Supercizer 7 42  
 Froth-Pak 180/200 Or 600/620 Kits 83

## G

G110 Little Giant Chalk Line 171  
 General Purpose Vari-Cut 196  
 Geospan Compressible Fill 76  
 Geovoid Compressible Fill 76  
 Gilpin's Falls Bridge Plank 103  
 Glasses Cleaning Bag 121  
 Gooseneck Wrecking Bar 178  
 Great Stuff Pro Dispensing Gun 171  
 Great Stuff Pro Gaps & Cracks 83  
 Great Stuff Pro Gun Cleaner 171  
 Great Stuff Pro Window & Door 84  
 Grizzley Sledge Hammer 178

## H

Handle Lagnut 6  
 Hd Edge Series Self Retracting Lifeline 116  
 Heat Sealer 185  
 Heavy-Duty Embossed Tool Belt 203  
 Heavy Duty Tie Wire Twister 166  
 Heavy Hex Lagnut 148  
 Heavy Load Anchor 140  
 Heavy Stone Texture Touch-Up Skin 105  
 Hexdrain Accessory Pack 92  
 Hexdrain Channel With Grate 92  
 Hexdrain Corner Unit 92  
 Hex Head Lag Bolt 149  
 Hickory Sledge Hammer 178  
 High Load Safety Lanyard Anchor 115  
 Highload-Styrofoam 73  
 High Speed Guide Rails 135  
 Hollow Wall Anchor 140  
 Hot-Applied Waterproofing 129  
 Hot-Applied Waterproofing Primer 129

## I

Impalement Caps 118  
 Industrial Acetone Hand Sprayer 169  
 Industrial Acetone Sprayer 169  
 Industrial Viton Concrete Open Head Sprayer 170  
 Industrial Wood Stepladder 175  
 In-Form Retarders 39

Insulated Blanket White 111  
 Insulation Fastener 140  
 Integral Colour 99  
 Ipf Insert 24  
 Ironworker's Heavy-Duty Tie-Wire Belt 203  
 Italian Slate Texture Touch-Up Skin 106  
 Itbf Insert 25  
 Itsf Insert 25

## J

Jigsaw Blades 196

## K

K760 li Power Cutter 186  
 K3000 14" Electric Saw 186  
 Kap Toggle Anchor 140  
 Khor - Black With Copper Lens 120  
 Klassikdrain K100 91  
 Klassikdrain K200 91

## L

L-1 - 18Mm Ratchet Lock Knife 167  
 L-2 - 18Mm Rubber Inset Knife 167  
 Ladder Reinforcement 126  
 Lagnut 6  
 Lag Shields - Long And Short 141  
 Lagstud 8  
 Lagstud Bolt 148  
 Lagstud Bolt 7  
 Lenton Lock Rebar Splicing System 16  
 Lenton Standard Coupler 16  
 Lf Insert 27  
 Linden Chairs 14  
 Lithochrome Antiquing Release 97  
 Lithochrome Chemstain 100  
 Lithochrome Color Hardener 100  
 Lithochrome Colorwax 100  
 Lp-2F Insert 25  
 Lp-2 Insert 23  
 Lp-4F Insert 25  
 Lp-4 Insert 24  
 L Type Anchor Bolt 18  
 Lumber Crayon Holder 180  
 Lumber Crayons 180

## M

Magfly "Ap" Magnet 29  
 Magnet Gb 29  
 Majestic Ashler Stamp Mats 104  
 Mapecem Quickpatch 48  
 Mason Chisel 128  
 Masteremaco T545 50

Masteremaco T1060 50  
 Masterfinish Hv 39  
 Masterseal M200slv 80  
 Masterseal Np1 72  
 Masterseal Np100 72  
 Masterweld 948 64  
 Materprotect H 1000 56  
 Mayan Cobblestone Stamp Mats 104  
 Mayon Aurora - Pink/White With Smoke Lens 120  
 Mellow Yellow Pvc Single Dip Gauntlet Gloves 119  
 Mel-Prime Solvent-Based Voc 85  
 Mel-Prime - Water Based 5 Gal 85  
 Mel-Rol - All Seasons 81  
 Mel-Rol Lm 80  
 Mel-Rol Waterproofing Membrane 80  
 Metric/English Tape Measure 1" X 25' 174  
 Mineral Wool (Strips And Uncut) 89  
 Modified Phillips Truss Head 146  
 Mortairvent 125  
 Mortairvent Cw 125  
 Mortar Maze 126  
 Ms-S10 Self Consolidating Concrete 44  
 Multi-Cast Form Liners 38  
 Multiform Bracket 29  
 Multiform Type 2 30  
 Multiformwork Inside Corner H 29  
 Mun Nylon Plug 141

## N

Ncab-49 And Ncab- 49-D Extension Channel 37  
 Nordic Void 76  
 No Tangle Clamping Nut 133  
 Novoplan 2 Plus 49  
 Novoplan Easy Plus 48  
 Nylon Pin Bolts 141

## O

Offset Tyloop 32  
 Osp Preset Anchor 32  
 Oxford Slate Texture Touch-Up Skin 106

## P

Pan Head Screw 147  
 Particulate Respirator 114  
 Pass Thru Fall Arrest Harness 117  
 Pebblestone Form Liner 8' X 1.5" 104  
 Pencil Rod 11  
 Pencil Rod Clamp 11  
 Pencil Rod Tightening Wrench 11  
 Penlon (Hdpe) Bearing Pad 38  
 Perminator (Vapor-Mat) 85  
 Pg 280 Floor Grinder 186

Pg 450 Floor Grinder 186  
 Pg 820 Planetary Grinder 186  
 Pigtail Anchor Bolt 18  
 Pin Puller 171  
 Pipe Clamp 133  
 Planigrout 755 42  
 Planitop 15 49  
 Planitop X 49  
 Planitop Xs 49  
 Plastic Coil Setting Plug 18  
 Plastic Garbage Bags 123  
 Plastic Slab Bolster 15  
 Plastispan 25 74  
 Plastispan - Expanded Polystyrene 74  
 Plastispan Hd Insulation 74  
 Plasti-Top Nails 145  
 Pointing Mastic 65  
 Poly Rope 123  
 Portland Lime Cement Mortar 128  
 Power Mixer 185  
 Precast Zamac Insert 27  
 Premium Foam Insulated Blanket 111  
 Pressed Steel Wedge 9  
 Primer E 64  
 Primer L 64  
 Primer T 64  
 Prochalk And Prochalk Glo Marking Chalk 172  
 Prochalk Plus Marking Chalk 171  
 Pro Pack Countertop Admixture 96  
 Protection Course 81  
 Push Button Handle 1-3/4" Diameter 162  
 Pvc Chamfer - With Tail - 3/4" X 10' 22  
 Pvc Coated Wire Loop Tie 19  
 Pvc Tubing 19  
 Pvc Waterstop - Type 701 - 4" X 3/16" 79  
 Pvc Waterstop - Type 703 - 6" X 3/16" 79  
 Pvc Waterstop - Type 705 - 6" X 3/8" 79  
 Pvc Waterstop - Type 709 - 9" X 3/8" 79  
 Pvc Waterstop - Type 777 - 17" X 5/32" 80

## Q

Qh5 Diamond Blade 196  
 Quick Pin 27  
 Quick Pin Lifting Clutch 27  
 Quick Pin Void Former W/ Bolt & Nut 28  
 Quick Strip Ties 12

## R

Radius Tape - Imp/Mm 175  
 Radon Guard 73  
 Radon Sealant 72  
 Rake Cam Set 172

Ram Board 113  
 Rebar 21  
 Rebar Bender 167  
 Rebar Caps 118  
 Rebar Hickey 166  
 Rebar X-Chair 15  
 Reciprocating Saw 189  
 Reinforcing Fabric 129  
 Replacement Chalk Line & Reel For Giant 110 202  
 Residential Ty 12  
 Retarder Micro Finish Gel Additive 41  
 Reusable Quick Release Anchor 117  
 Rezi-Weld Flex 70  
 Riser Cobblestone Liner 5.125" 105  
 Roadrunner Metric Measuring Wheel 175  
 Robson - Black With Blue Lens - Polarized 120  
 Robson - Black With Clear Lens, Gasket & Vapor Shield 120  
 Robson - Black With Smoke Lens, Gasket & Vapor Shield 121  
 Robust Spirit Level 176  
 Rockbolt Hdr 33  
 Rockbolt Sdr 33  
 Rock-It 2.0 Bull Float Bracket 205  
 Rod Spacers 19  
 Roller Tamper 161  
 Roofer's Kit 118  
 Roofmate 130  
 Rope For Sunglasses 121  
 Round End Blue Steel Multi-Mount Fresno-Threaded Adjustable Bracket 158  
 Round Point D-Handle Shovel 179  
 Round Point Long Handle Shovel 179  
 Round Smooth Dowel 22  
 Rt-134 Insert 27  
 Rx-101 Swelling Waterstop 77

## S

Safety Lanyard Anchor 115  
 Scofield Integral Color 100  
 Scofield Tintura Stain 97  
 Screed Base 15  
 Scru-It - Hex Head 146  
 Scru-It - Phillips Head 147  
 Scru-It- Square Head 146  
 Sds Max 195  
 Sds-Max Core Bit 195  
 Sds-Max Speed-X 195  
 Sds Plus 195  
 Sds-Plus Bulldog Extreme 195  
 Seam Tape 151  
 Seismic Hanger Rod Stiffner 133  
 Self-Leveling Cross-Line Laser 185  
 Self-Leveling Rotary Laser Complete Exterior Kit 185

Self-Leveling Sealant 70  
 Self Retacting Safety Knife 168  
 Seraph Construction Harness 118  
 Sgr - Single Guard Rail Preset Anchor 32  
 Sheathing Tape 150  
 She Bolt 7  
 Shims 21  
 Shock Absorbing Urethane Tamper 110  
 Short Spring Clamp Nut 134  
 Sika Anchorfix 50  
 Sika Armatec 110 Epochem 65  
 Sikabond Construction Adhesive 64  
 Sika Crack Fix 51  
 Sikacrete-08 Scc 50  
 Sikadur 31 Hi-Mod Gel 43  
 Sikadur 42 Grout Pak Multi Flo 43  
 Sikafelx 1A - Sausage 69  
 Sikafix Pu 51  
 Sikaflex 1A - Cartridge 69  
 Sikaflex 2C Ns 70  
 Sikaflex 2C Sl 70  
 Sikaflex 15Lm - Cartridge 70  
 Sikaflex 15Lm - Sausage 70  
 Sikafloor 3S Concrete Densifier 59  
 Sikagrout 212 43  
 Sikagrout 212 Hp 43  
 Sika Grout 300 Pt 43  
 Sikalatex R 65  
 Sika M-Bed Standard 44  
 Sika Monotop 622 51  
 Sika Monotop 623 51  
 Sika Post Fix 51  
 Sikaset 45 52  
 Sikasil Gp 71  
 Sikatop 111 Plus 52  
 Sikatop 121 Plus 52  
 Sikatop 122 Plus 52  
 Sikatop 123 Plus 52  
 Sikatop Seal 107 Unit 54  
 Silt Fence W/Stake 95  
 Single Cup Wheel 194  
 Single Expansion Shield 139  
 SjtW Extension Cord 176  
 SjtW Low Temp Extension Cord 176  
 Slab Bolster 14  
 Sleeve Anchor 141  
 Slf Insert 25  
 Slide Stake Pocket- Bucket 13  
 Slotted Strut 134  
 Snapback Cord For Sunglasses 121  
 Snap Off Blade 168  
 Snap-Ty - Plastic Cone 8

Snap-Ty - Plastic Washer 8  
 Snap-Ty Plug 18  
 Snap-Ty/Space-Ty Wrench 8  
 Snow Fence 95  
 Soft Grip Brick Chisel 128  
 Soft Type Backer Rod 66  
 Sopraseal Stick 1100T 84  
 Sopraseal Stick Vp 84  
 Space-Ty 8  
 Speed Dowel System 22  
 Speedy Clean Concrete & Mortar Dissolver 59  
 Spiral Nail 145  
 Spira-Lok 126  
 Spray Away 127  
 Square Point D-Handle Shovel 179  
 Square Point Long Handle Shovel 179  
 Stacking Stake Pocket 13  
 Stainless Steel Edger 159  
 Stainless Steel Spatula 165  
 Standard Closed Cell Backer Rod 66  
 Standard Downward Line Rod 21  
 Standard Guide Rail 135  
 Steel Head 193  
 Stone Edge Touch-Up Wheel 110  
 Straight Poly Metaforms 12  
 Street And Landscape Broom 179  
 Stringline Clamp / Curb Form Block C/W 2 Bolts Sl121 21  
 Stringline Clamp Instajust 21  
 Strut 134  
 Style A Standard Round Metal Nozzle, 1/2" Diameter Bead 200  
 Style A Standard Round Metal Nozzle, 3/8" Diameter Bead 200  
 Styrofoam - Sm 73  
 Surface Retarders 39

## T

T1000 Fine 98  
 T1000 Primer 97  
 T1000 Stampable Overlay 98  
 Taper-Ty 7  
 Tap That Nitrile Glove 119  
 Tasman - Black With Anti-Reflect Lens 121  
 Temporary Floor Protection 112  
 The Premier Line 6' Push Button Handle 162  
 The Premier Line 6' Threaded Aluminum Handle 1-3/4" Diameter 162  
 The Premier Line 7 1/2" Bucket Trowel 161  
 The Premier Line 10" X 6" Stainless Steel 2-Way Walking Edger 160  
 The Premier Line 72" Ash Handle With Steel Clevis 162  
 The Premier Line 360° Twist Bracket - 1-3/4" Push Button Adapter 203  
 The Premier Line 360° Twist Bracket - Threaded Handle Adapter 203  
 The Premier Line All-Aluminum Placer Without Hook-Welded Handle 161  
 The Premier Line Auto-Just Bull Float Bracket 204

The Premier Line Blue Glider 158  
 The Premier Line Blue Steel Edger-Curved Ends -Durasoft Handle 159  
 The Premier Line Blue Steel Pool Trowel 154  
 The Premier Line Blue Steel Round End Finishing Trowel 153  
 The Premier Line Blue Steel Square End Finishing Trowel 153  
 The Premier Line Concrete Broom 152  
 The Premier Line Double Button Snap Clip 205  
 The Premier Line Durasoft Replacement Handle For Magnesium Floats 205  
 The Premier Line Fine Cell Red Rubber Float - 9" X 4" X 5/8" 157  
 The Premier Line Finishing Broom 152  
 The Premier Line Fresno Trowel 158  
 The Premier Line Gauging Trowel 167  
 The Premier Line High Strength Screed 160  
 The Premier Line Magnesium Bull Float 158  
 The Premier Line Magnesium Channel Bull Float-Round End 158  
 The Premier Line Magnesium Hand Float - Durasoft Handle 154  
 The Premier Line Male Threaded Adapter To Push Button Handle 204  
 The Premier Line Margin Trowel 161  
 The Premier Line Masonry Brush 167  
 The Premier Line Midget Trowel 154  
 The Premier Line Molded Rubber Float - 9" X 4" X 5/8" 157  
 The Premier Line Monster Pry Bar 178  
 The Premier Line Natural Horsehair Broom-Wood Block 152  
 The Premier Line Permashape Broken-In Trowel 153  
 The Premier Line Pipe Trowel 154  
 The Premier Line Pointing Trowel 161  
 The Premier Line Pool Trowel 154  
 The Premier Line Post Adapter To Push Button Handle 204  
 The Premier Line Resin Float 156  
 The Premier Line Rotaleveler Bull Float Bracket 204  
 The Premier Line Round End Finishing Trowel 153  
 The Premier Line Round End Magnesium Float-Durasoft Handle 156  
 The Premier Line Round End Magnesium Float - Wood Handle 156  
 The Premier Line Round End Resin Float 156  
 The Premier Line Rouned End Magnesium Bull Float 158  
 The Premier Line Rub Brick 167  
 The Premier Line Sharpshooter I Hopper Gun With 45° Angle Adapter 192  
 The Premier Line Shockwave Standard Blade 160  
 The Premier Line Shockwave Vibratory Screed Power Unit 192  
 The Premier Line Square End Finishing Trowel 153  
 The Premier Line Square End Magnesium Float- Wood Handle 156  
 The Premier Line Stainless Steel Edger-Straight Ends 159  
 The Premier Line Stainless Steel Edger With Adjustable Groover 160  
 The Premier Line Wheelbarrow Mixer 192  
 The Premier Line Zinc Groover 157  
 The Premier Line Zinc Walking Groover 157  
 Threaded Handle To Clevis End Adapter 204  
 Tie Wire 19  
 Tie Wire Anchors 141  
 Tie-Wire Reel Pad 202  
 Tip Toggle 142  
 Titebond All Weather Subfloor Adhesive 61

Titebond Fast Set Polyurethane Construction Adhesive 62  
 Titebond Green Choice Heavy Duty Construction Adhesive 62  
 Titebond Greenchoice Weatherproof Subfloor Adhesive 61  
 Titebond Heavy Duty Construction Adhesive 62  
 Titebond Iii Ultimate Wood Glue 61  
 Titebond Ii Wood Glue 61  
 Titebond Interior/Exterior Construction Adhesive 63  
 Titebond Landscape Retaining Wall Adhesive Cartridge 63  
 Titebond Original Wood Glue 60  
 Titebond Provantage Weatherproof Subfloor Adhesive 62  
 Titebond White Glue 60  
 Toggle Bolts 142  
 Torpedo Anchor Bolt 142  
 Touch-Up Wheel 110  
 Traffic Patch Coarse 54  
 Traffic Patch Fine 54  
 Trapezoid Blades 168, 205  
 Trimback Trimmable Flap Discs 198  
 T-Shape Wrecking Bar 178  
 Tuck Pointer 161  
 Turnbuckle 29  
 Twister Anchor 142  
 Twister - Spring Return 165  
 Twist Stake Pocket-Bucket 13  
 Tyback Loop 32  
 Tyloop 31  
 Type 1 Hard Hat With Ratchet 115  
 Type 10 Gu Cement 42  
 Type 609 Retrofit Waterstop Kit 79  
 Type H Ty-Wedge 9  
 Type L Coil Insert 24  
 Tyscru 7

## U

U-Drive Anchor 142  
 Ultimate Wheel Barrow 174  
 Ultratop Pc 49  
 Unc Carriage Bolt 149  
 Uni-Cast Form Liners 38  
 Universal 4" End Cap For K100/Ks100 Drain 92  
 Universal End Cap / Outlet For K200 Series Channels 92  
 Upside Down Spray Paint 123  
 Utility V-Anchor 28  
 Utility V-Anchor Void Former 28

## V

Vaporflex Tape 151  
 Vari-Cut Diamond Wheel 196  
 Velocity Harness 118  
 Vocomp-20 56  
 Vocomp-25 56  
 Vocomp-30 57

Volclay Seamtape 151

## W

Wagon Wheels 15  
 Walking Edger With Adjustable Groover 160  
 Water Cooler - 3 Gal 122  
 Water Cooler - 5 Gal 122  
 Water Cooler Cup Holder 122  
 Waterseal Tyscru 7  
 Wax Mat Void Form 76  
 Weathermaster 71  
 Weathershield Poly Construction Tarps 112  
 Wedge Anchor 33, 141  
 Wedge-Lok 127  
 White Cotton Rags 123  
 White Cure Pigmented Concrete Curing Compound 44  
 White Opaque Polyethylene 113  
 Wing Nut 6, 149  
 Winkelstar Adjustable Spirit Level 176  
 Wire Cup Brushes 198  
 Wire Loop Bar Ties 19  
 Wire Mesh 19  
 Wire Rope 28  
 Wire Rope Loop 28  
 Wire Scratch Brushes 198  
 Wire Wheels 198  
 Wood Plank Stamp Mats 104

## X

X-Flat Ty 12  
 Xtreme Industrial Concrete Sprayer 170  
 Xypex Admix C-500 46  
 Xypex Admix C-1000 44  
 Xypex Concentrate 46  
 Xypex Ds-1 46  
 Xypex Gamma Cure 46  
 Xypex Patch 'N Plug 54  
 Xypex Xycyrlc Admix 46

## Y

Yellow Jacket Cable Self Retracting Lifeline 117  
 Yellow Jacket Heavy-Duty SjtW Extension Cord 176

## Z

Zinc Alloy Screw Anchor 140  
 Zorge - Black With Clear Lens 121  
 Zorge - Black With Silver Lens 121  
 Z-Tech Metal Zip Cut Blade 196

**WARNING: Improper, careless and/or haphazard use of the products shown in this document can expose workers to extreme danger, injury and death. If uncertain about installations or use of any AR product, contact the nearest AR Sales office or Technical Department for explanations and/or recommendations.**

Acrow Richmond (AR) products are manufactured according to strict specifications and are subject to numerous tests under a stringent quality control program. These products are designed to be capable of meeting or exceeding all necessary safety requirements for the concrete construction and forming industry. All product test data shown, were obtained through an independent testing facility or tests conducted by AR. However, the performance of a quality product can be affected by the manner in which it is used in the field. Therefore, the following precautions should be taken by all involved persons.

1. A qualified person must accurately calculate the applied loads and select the appropriate hanger product and determine compatible hanger spacing.

2. AR recommends the user of the information contained herein and the installer of our products adhere to the Canadian Standards Association CAN /CSA - S269.3 - M92 Concrete Formwork and American Concrete Institute - ACI 347 Guide to Formwork. The applied safety factor for a product will depend on the degree of hazard or risk involved in the product application. This safety factor is governed by national codes, local codes and / or by design professionals. With regards to concrete construction, onsite conditions such as, poor concrete placing technique, concentrated loads on the formwork, improper use of cranes or concrete pumping could increase the degree of risk. If such site conditions exist, the user must increase the safety factor to compensate. For most applications AR suggests a minimum 2:1 safety factor for hanging accessories and stresses that this safety factor should be strictly adhered to or the application be reviewed by a design professional. The material included in this publication uses this 2:1 safety factor for convenience but also provides the ultimate capacities so other safety factors may be used where applicable.

3. Never exceed listed product safe working loads. Note that all product load ratings shown in this bulletin are ratings for new or "as new" products only. Extreme caution must be exercised when using any product that is in other than new condition. Any reusable product that shows wear, misuse, overloading, corrosion or any other factor that would compromise its safe working load should be discarded.

4. AR products are not to be applied or installed until the user and/or the installer has a clear understanding of the information contained within the appropriate product publication. All contractors must instruct their employees in the appropriate use and installation of NCA products.

5. Do not interchange products supplied by other manufacturers with those supplied by AR. AR cannot guarantee that products supplied by others will be compatible and/or interchangeable with AR's quality concrete accessories.

### PRODUCT DESCRIPTION AND TERMS OF USE

While NCA, along with its affiliated companies (collectively, NCA) attempts to provide an accurate description of its products in this Catalogue, NCA does not warrant the accuracy, completeness, reliability or currency of such descriptions. The information contained in this Catalogue is intended only to provide a general indication of our products. NCA DISCLAIMS ALL WARRANTIES, EXPRESS OR IMPLIED, INCLUDING, BUT NOT LIMITED TO, IMPLIED WARRANTIES AND CONDITIONS OF MERCHANTABILITY, FITNESS FOR A PARTICULAR PURPOSE AND NON-INFRINGEMENT. NCA SPECIFICALLY DISCLAIMS ANY RESPONSIBILITY FOR ANY ERRORS, OMISSIONS, CHANGES, AND UPDATES TO THE INFORMATION PROVIDED IN THIS CATALOGUE AND IN NO EVENT SHALL BE LIABLE FOR ANY DIRECT, INDIRECT, INCIDENTAL, SPECIAL OR CONSEQUENTIAL DAMAGES THAT MIGHT RESULT THEREFROM.

### OWNERSHIP / RESTRICTIONS ON USE

Any and all content, data, graphics, photographs, images, trademark and other information (the "Content") contained in this Catalogue are proprietary to NCA. The content is protected by Canadian and International copyright and trademark laws. You may not modify, copy, print, reproduce, publish, post, transmit, distribute, display, perform, create derivatives works from, transfer or sell any Content without the express prior written consent of NCA. Furthermore, all marks, graphics, trademarks and logos appearing in this Catalogue are trademarks of NCA or are used under license to NCA. No license to any NCA intellectual property has been granted by your use of this Catalogue. NCA trademarks may not be used in any manner for any purpose without its express written consent.

The information contained herein supersedes all previous versions printed prior to this edition and is based on data and knowledge considered true and accurate. NCA reserves the right to update information without notice. Please read all statements, recommendations or suggestions in conjunction with NCA's condition of sale which apply to all goods supplied to NCA. No statement, recommendations or suggestions is intended for any use that would infringe any patent or copyright.